

VENTILATORI ASSIALI
EFR

AXIAL FANS
VENTILATEURS HÉLICOÏDAUX
AXIALVENTILATOREN

IMPIEGO E DIMENSIONI DI INGOMBRO
USE AND OVERALL DIMENSIONS
UTILISATION ET DIMENSIONS D'ENCOMBREMENT
EINSATZ UND MASSE
PAG. 91 - 92

DIAGRAMMI A 2 POLI
CURVES AT 2 POLES
DIAGRAMMES À 2 PÔLES
DIAGRAMME 2-POLIG
PAG. 93 - 102

DIAGRAMMI A 4 POLI
CURVES AT 4 POLES
DIAGRAMMES À 4 PÔLES
DIAGRAMME 4-POLIG
PAG. 103 - 106

Descrizioni, disegni, forme ed elaborati contenuti nel presente catalogo sono protetti dalle normative sulla proprietà industriale ed il catalogo stesso nella sua tipologia grafica e di presentazione è protetto dalle disposizioni sui diritti connessi all'esercizio del diritto d'autore; si diffida chiunque dal riprodurre anche parzialmente l'opera od imitare l'impostazione. L'azienda si riserva di apportare eventuali modifiche al catalogo senza darne preavviso alcuno.

Descriptions, draws, forms and works contained in this catalogue are protected by the laws on industrial property and the very catalogue in its graphic look is protected by the provisions on the rights connected to the enforcement of the copyright. Everyone is warned to reproduce even partly the work or to imitate the laying out. The firm reserves itself the right to make possible changes in the catalogue without any notice.

Descriptions, dessins, formes et produits contenus dans le catalogue sont protegés par les lois sur la proprieté industrielle et le catalogue même dans son aspect graphique et de présentation est protegé par les dispositions sur le droit d'auteur. On avertit de ne pas reproduir même si patiellement l'oeuvre et de ne pas imiter l'établissement. La firme se réserve la possibilité de faire des modifications au catalogue sans préavis.

Beschreibungen, Zeichnungen, Formen und Werke des vorliegenden Katalogs sind von den Gesetzen über das Industrieeigentum geschützt und der Katalog selbst ist in seiner drucktechnischen Aufmachung von den mit der Ausübung des Verlagsrechts verbundenen Bestimmungen geschützt; es wird jederman davor gewarnt, das Werk auch nur zum Teil zu reproduzieren und sein Layout nicht zu kopieren. Das Unternehmen behält sich vor, evtl. Änderungen ohne vorherige Ankündigungen vorzunehmen.

Impiego, dimensioni di ingombro e caratteristiche EFR
Use, overall dimensions and specifications EFR

IMPIEGO
La forma costruttiva di questi ventilatori che possono essere dotati di ampio boccaglio in aspirazione consente di superare gli odierni problemi di rumorosità negli ambienti industriali di lavoro. Vengono particolarmente usati per l'aspirazione di aria polverosa ed umida, fumane di vapori e di combustione (centrali termiche, fonderie, falegnamerie, cartiere, essiccatoi, industrie chimiche, ceramiche e marmistiche). Trovano impiego nelle applicazioni per radiatori, aerotermi, torri di raffreddamento e nella ventilazione per la dispersione del calore nei trasformatori. Utilissimi durante la stagione estiva in locali in cui necessitano ricambi d'aria atti a conservare un ambiente arieggiato e salutare.

TEMPERATURA D'ESERCIZIO
- 20°C + 40°C.

DESCRIZIONE COSTRUTTIVA
Accoppiamento diretto. La cassa convogliatrice viene costruita in robusta lamiera di acciaio Fe 360 B con ampio boccaglio aspirante su richiesta, flangia secondo norme DIN 24154. La girante, pressofusa in lega di alluminio, con pale a profilo alare orientabili da fermo, è accuratamente equilibrata dinamicamente. La presenza del raddrizzatore comporta un netto miglioramento delle caratteristiche. La verniciatura dei particolari in lamiera viene effettuata mediante immersione in bagno elettroforetico e successiva cottura in forno (+ 180°C).

MOTORE
Il motore è trifase, 230/400V, 50 Hz, forma B5 o B14 (vedi tabella). Per posizione morsettiera vedi disegno; senza calotta e ventola (altre frequenze, tensioni, costruzioni a doppia velocità o antideflagrante verranno fornite su richiesta).

FLUSSO D'ARIA
Nella costruzione di serie é previsto il flusso d'aria dalla girante al motore (flusso B). Su richiesta é previsto anche il flusso opposto (flusso A).

Ventilatore tipo Fan type Ventilateur type Ventilator typ	Grandezza motori con flangia richiesta Required motors with flange motorsize Grandeur moteurs avec brige demandée Größe Motoren mit Flansch auf wunsch			
EFR 250/M	63 - B14			
EFR 280/P	63 - B5	71 - B14		
EFR 315/M	71 - B14	80 - B14		
EFR 355/P	71 - B5	80 - B5	90 - B5	
EFR 400/M	80 - B5	90 - B5	100 - B14	

USE
This series is particularly suitable for the removal of air, fumes and gases (foundries, woodworks, paper mills, heating plants,chemical industries).

WORKING TEMPERATURE
- 20°C + 40°C.

CONSTRUCTION
Axial-flow fan, direct drive. The impeller is made of die-cast aluminium, and has adjustable blades. The housing is made of welded sheet steel with inlet nozzle (on demand). The presence of the down stream guide vanes gives a clean improvement of the characteristics

MOTOR
The motor is three-phase, 230/400 V, 50 Hz, B5 or B14 (see table). See Drawing for the positions of the connection box. Without cap and cooling fan, with other frequencies or tensions on demand.

DIRECTION OF THE AIR
Normally supplied with the air flowing from the impeller to the motor (air flow B). With special orders the fans can be supplied with the direction from the motor to the impeller (air flow A).

Utilisation, dimensions d'encombrement et caractéristiques EFR
Einsatz, masse und eigenschaften EFR

UTILISATION
La forme constructive de ces ventilateurs permet de réduire les problèmes causés par le niveau sonore. Le pavillon d'aspiration sur demande réduit le niveau sonore et augmente en même temps le rendement. Les ventilateurs de cette série sont utilisés pour l'aspiration d'air poussiéreux et humide, vapeurs, combustions (centrales thermiques, cimenteries, fonderies, menuisieries, industrie chimique, industrie du marbre, séchage, etc). Pendant les mois d'été ils sont particulièrement utiles pour l'aération des endroits, et ils permettent des conditions meilleurez de travail.

TEMPÉRATURE D'EXERCISE
- 20°C + 40°C.

CONSTRUCTION
Accouplement direct. L'enveloppe est en tôle d'acier, avec pavillon d'aspiration sur demande et bride selon DIN 24154. La roue est soigneusement équilibrée dynamiquement. Elle est à haut rendement et avec un niveau sonore réduit, en aluminium coulée sous pression. Avec pales profilées, qui peuvent être orientées lorsque l'installation est arrêtée. Toutes les pièces en acier sont peintes par électrophorèse. La présence de redresseurs entraine une nette amelioration des performances.

MOTEUR
Le moteur est triphasé, 230/400 Volt, 50 Hz, forme B5 ou B14 (voir tableau). Pour la position des boîtes à bornes voir plan.

FLUX DE L'AIR
Normalement nous fournissons les ventilateurs avec le flux d'air qui va de la roue vers le moteur (flux B). Sur demande l'on peut fournir le sens inverse (flux A).

Ventilatore tipo Fan type Ventilateur type Ventilator typ	Grandezza motori con flangia richiesta Required motors with flange motorsize Grandeur moteurs avec brige demandée Größe Motoren mit Flansch auf wunsch				
EFR 450/P	90 - B5	100 - B5	112 - B5		
EFR 500/M	90 - B5	100 - B5	112 - B5	132 - B14	
EFR 560/L	90 - B5	100 - B5	112 - B5	132 - B14	
EFR 630/P	100 - B5	112 - B5	132 - B5	160 - B5	180 - B14
EFR 710/M	100 - B5	112 - B5	132 - B5	160 - B5	180 - B5
EFR 800/L	132 - B5	160 - B5	180 - B5		

ANWENDUNG
Diese Serie eignet sich besonders zur Absaugung von Reinluft, Dämpfen und Gasen (hier insbesondere bei staubhaltiger oder sehr feuchter Luft) - z.b.: bei Heizungsanlagen, Gießereien, Schreinereien, Papierfabriken, chemischer Industrie, Ziegel- und Holztrocknung, Kühlerbau, Kühltürmen sowie Transformatoren.

BETRIEBSTEMPERATUR
253 K bis 313 K (- 20°C + 40°C).

BAUFORM
Direktantrieb, Gehäuse aus Stahl mit serienmäßig tiefgezogener Einströmdüse sowie druckseitigem Flansch nach DIN 24154 (in Anfrage). Laufrad aus ex-geschütztem Aluminiumdruckguß mit im Stillstand verstellbaren Profilschaufeln. Alle Laufräder sind präzise dynamisch ausgewuchtet. Durch den Einsatz eines Gleichrichters wird eine Verbesserung der technischen Daten erreicht.

MOTOR
Drei Phasen, 230/400 Volt, 50 Hz, Bauart B5 oder B14 ohne Haube und Kühlflügel. Andere Spannungen und Frequenzen sowie Sonderausführungen auf Anfrage.

LUFTRICHTUNG
Ohne Angabe wird serienmäßig geliefert: Über Motor drückend = "B"; Ausführung über Motor saugend = "A" muß spezifiziert werden.

SERIE **EFR**

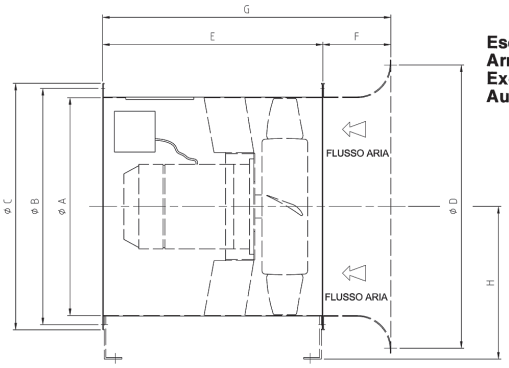

Esecuzione "B" (di serie)
Arrangement "B" (in series)
Exécution "B" (de la série)
Ausführung "B" (serienmäßig)

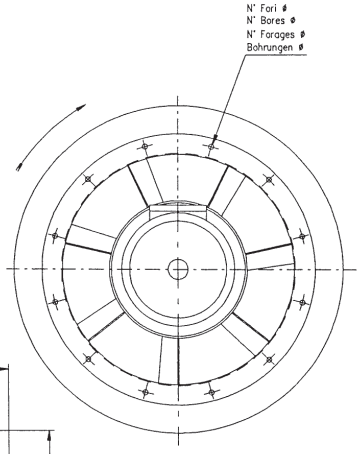

Esecuzione "A"
Arrangement "A"
Exécution "A"
Ausführung "A"

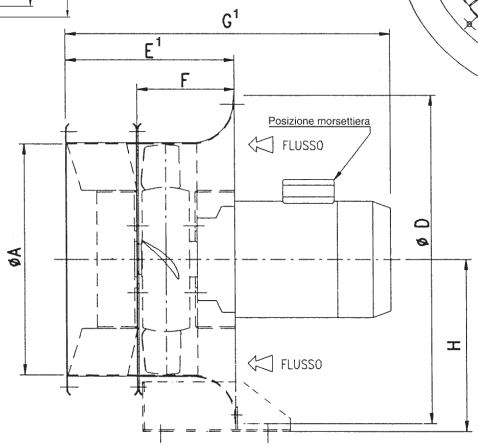

Piedini e boccaglio su richiesta.
Supports and inlet cone on demand.
Supports et pavillon d'aspiration sur demande.
Füsse und einstromdusen auf wunsch.

Tipo/Type/Type/Typ		Ventilatore Fan Ventilateur Ventilator												Peso Weight Poids Gewicht	J
Ventilatore Fan Ventilateur Ventilator	Motore Motor Moteur Motor	A	B	C	D	E	E¹	F	G	G¹	H	N°	Ø	kg	kg • m²
EFR 257/M 5A	56 B2									335				11	
EFR 256/M 5A	56 B2									335				11	
EFR 254/M 5A	63 A2	250	292	324	375	365	225	140	505	365	190	8	10	12	0,01
EFR 253/M 5A	63 A2									365				12	
EFR 252/M 5A	63 B2									365				12	
EFR 287/P 5A	63 A2									390				14	
EFR 286/P 5A	63 A2									390				14	
EFR 284/P 5A	63 B2	280	332	365	420	400	250	150	550	390	212	8	10	14	0,03
EFR 283/P 5A	63 B2									390				14	
EFR 282/P 5A	71 A2									405				16	
EFR 317/M 5A	63 B2									400				15	
EFR 316/M 5A	71 A2									420				17	
EFR 314/M 5A	71 B2	315	366	400	464	440	280	160	600	420	236	8	10	17	0,035
EFR 313/M 5A	71 B2									420				17	
EFR 312/M 5A	80 A2									440				20	
EFR 357/P 5A	71 B2									460				21	
EFR 356/P 5A	80 A2									485				25	
EFR 354/P 5A	90 A2	355	405	440	513	485	315	170	655	485	265	8	10	25	0,087
EFR 353/P 5A	80 B2									485				25	
EFR 352/P 5A	90 S2									521				30	
EFR 407/M 5A	80 B2									520				32	
EFR 406/M 5A	90 S2									550				37	
EFR 404/M 5A	90 S2	400	448	485	567	535	355	180	715	550	300	12	10	37	0,1
EFR 403/M 5A	90 L2									550				37	
EFR 402/M 5A	100 LA2									585				43	
EFR 457/P 5A	90 S2									600				42	
EFR 456/P 5A	90 L2									600				42	
EFR 454/P 5A	100 LA2	450	497	535	639	590	400	190	780	630	335	12	10	48	0,25
EFR 453/P 5A	112 M2									630				53	
EFR 452/P 5A	112 M2									630				53	
EFR 507/M 5A	100 LA2									670				53	
EFR 506/M 5A	112 M2									670				58	
EFR 504/M 5A	132 SA2	500	551	585	700	650	450	200	850	740	355	12	10	71	0,29
EFR 503/M 5A	132 SA2									740				71	
EFR 502/M 5A	132 SB2									740				76	

Tipo/Type/Type/Typ		Ventilatore Fan Ventilateur Ventilator												Peso Weight Poids Gewicht	J
Ventilatore Fan Ventilateur Ventilator	Motore Motor Moteur Motor	A	B	C	D	E	E¹	F	G	G¹	H	N°	Ø	kg	kg • m²
EFR 567/L 5A	132 SA2									775				78	
EFR 566/L 5A	132 SB2									775				83	
EFR 564/L 5A	132 SB2									775				83	
EFR 563/L 5A	132 MB2									775				90	
EFR 562/L 5A	132 MC2	560	629	665	785	772	500	212	984	775	400	12	10	98	0,34
EFR 564/L 5A	90 S4									680				51	
EFR 563/L 5A	90 S4									680				51	
EFR 562/L 5A	90 L4									680				53	
EFR 561/L 5A	100 LA4									710				59	
EFR 637/P 5A	132 MB2									865				114	
EFR 636/P 5A	160 MR2									980				129	
EFR 634/P 5A	160 M2									980				140	
EFR 633/P 5A	160 L2									980				150	
EFR 632/P 5A	180 M2	630	698	735	871	772	560	212	984	1072	450	12	12	160	0,75
EFR 634/P 5A	100 LA4									800				83	
EFR 633/P 5A	100 LA4									800				83	
EFR 632/P 5A	100 LB4									800				87	
EFR 631/P 5A	112 M4									800				93	
EFR 718/M 5A	160 M2									1034				141	
EFR 717/M 5A	160 L2									1034				161	
EFR 716/M 5A	180 M2									1130				172	
EFR 714/M 5A	180 MC2									1130				175	
EFR 714/M 5A	100 LB4	710	775	815	968	854	630	224	1078	860	500	16	12	100	1
EFR 713/M 5A	112 M4									860				105	
EFR 712IM 5A	132 SA4									923				117	
EFR 711/M 5A	132 MA4									923				127	
EFR 804/L 5A	132 SA4									830				130	
EFR 803/L 5A	132 MA4									830				140	
EFR 802/L 5A	132 MB4	800	861	905	1077	810	560	250	1060	830	560	16	12	146	1,12
EFR 801/L 5A	160 M4									940				162	

ELVE EFR 258-257-256-254-253-252/M 5A/B

POTENZA INSTALLATA 0.12-0.12-0.12-0.18-0.18-0.25 KW

DIAGRAMMA DI FUNZIONAMENTO IN PREMENTE - DIAMETRO GIRANTE 250 mm

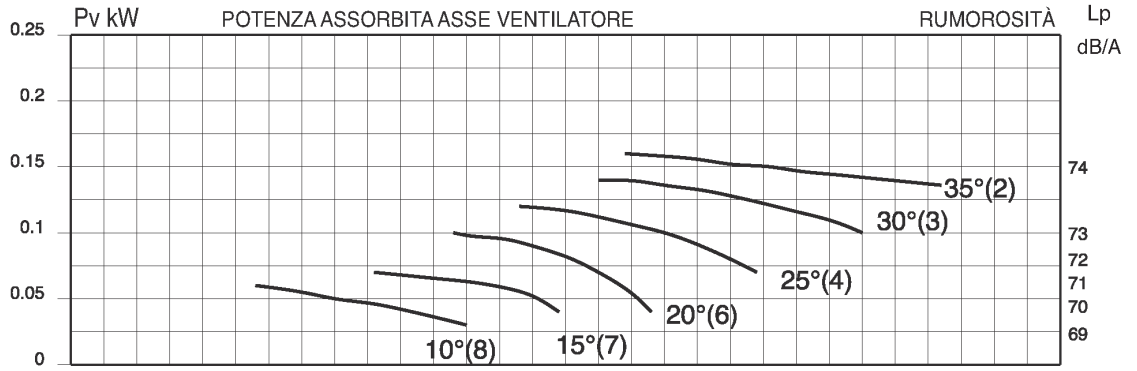

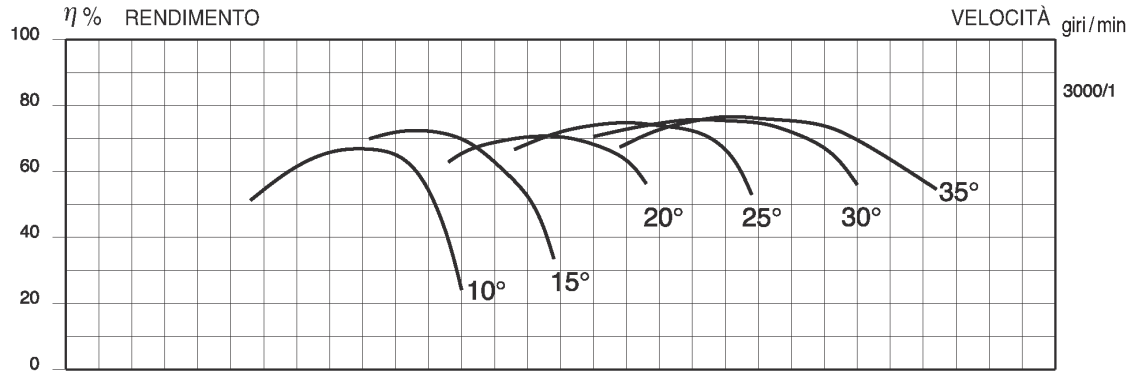

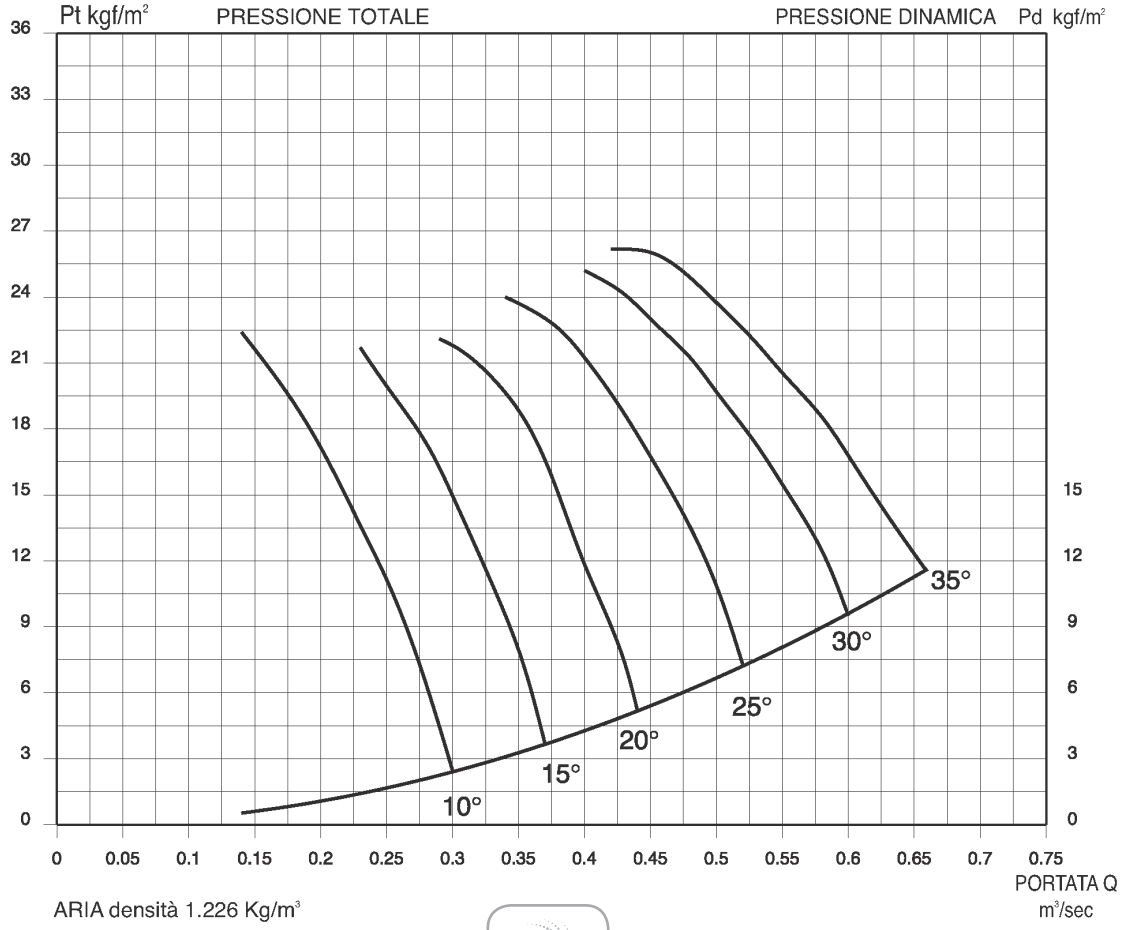

ARIA densità 1.226 Kg/m³

ELVE EFR 287-286-284-283-282/P 5A/B

POTENZA INSTALLATA 0.18-0.18-0.25-0.25-0.37 KW

DIAGRAMMA DI FUNZIONAMENTO IN PREMENTE - DIAMETRO GIRANTE 280 mm

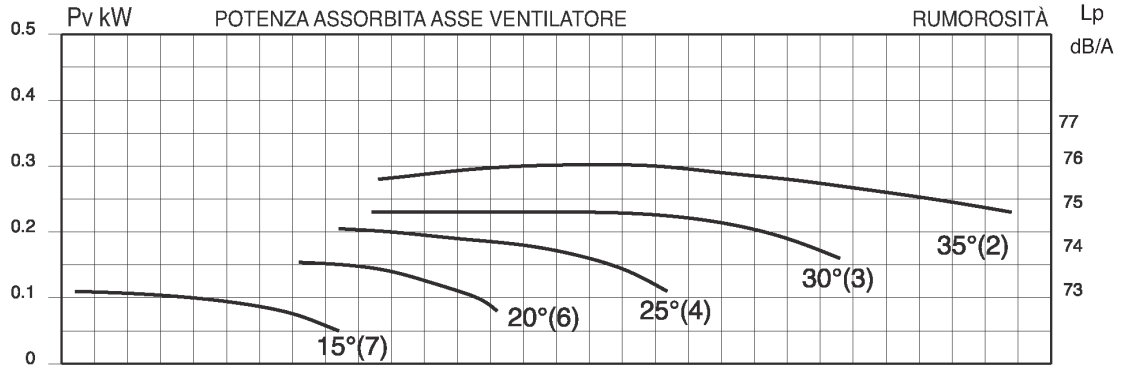

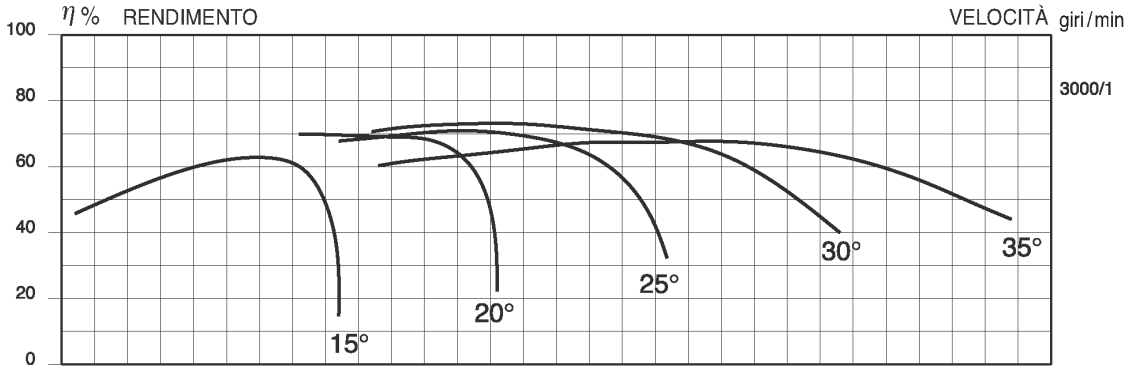

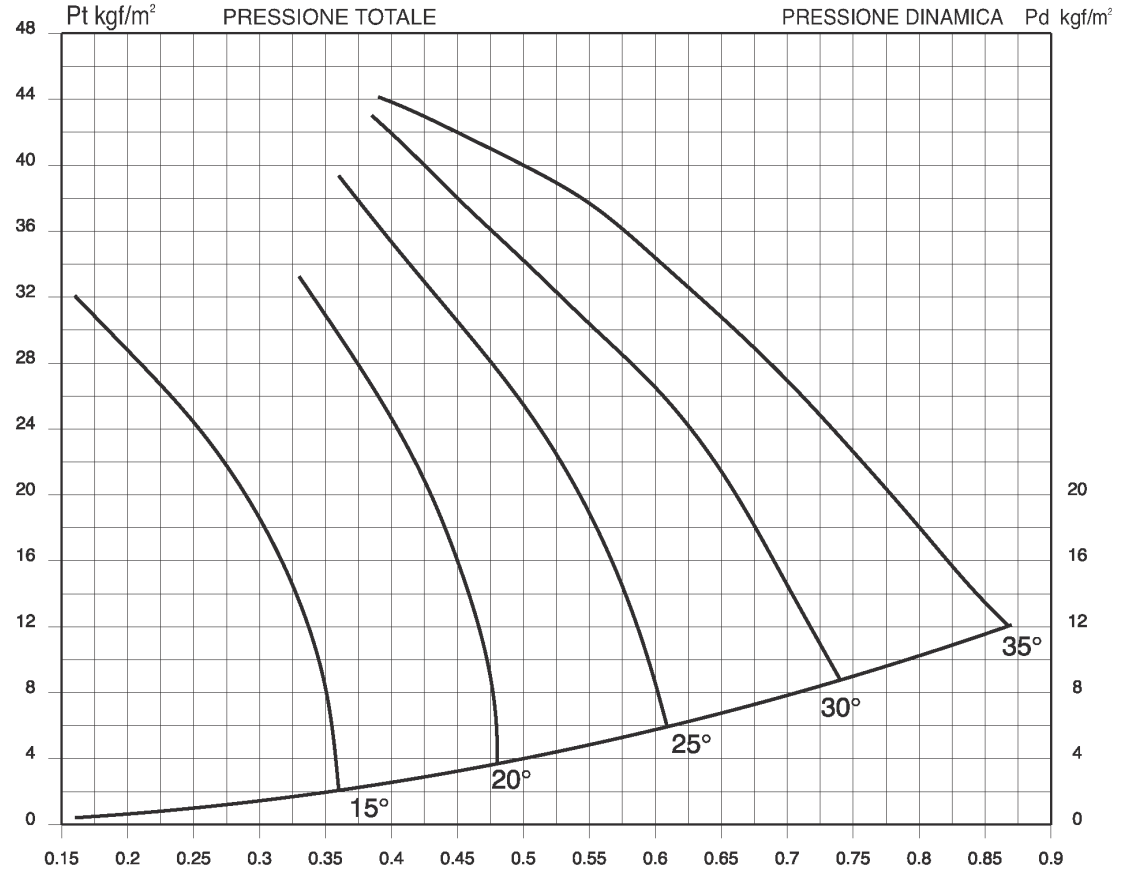

ARIA densità 1.226 Kg/m³

ELVE EFR 318-317-316-314-313-312/M 5A/B

POTENZA INSTALLATA 0.25-0.25-0.37-0.55-0.55-0.75 KW

DIAGRAMMA DI FUNZIONAMENTO IN PREMENTE - DIAMETRO GIRANTE 315 mm

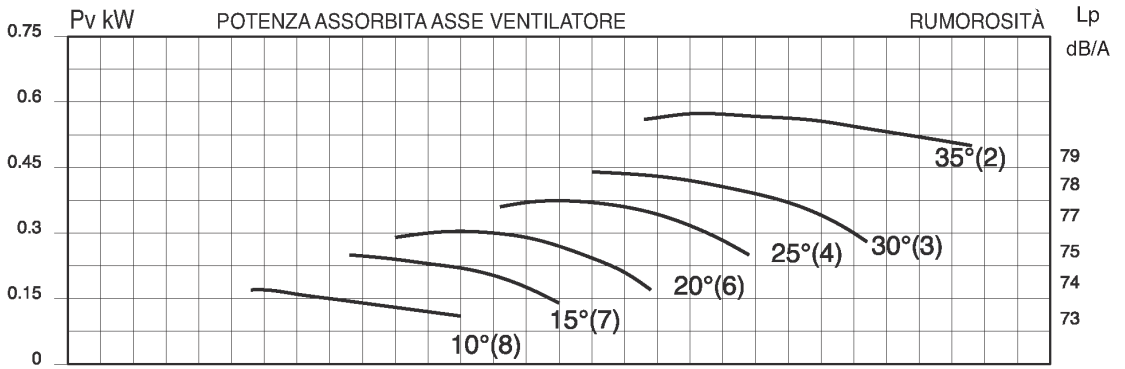

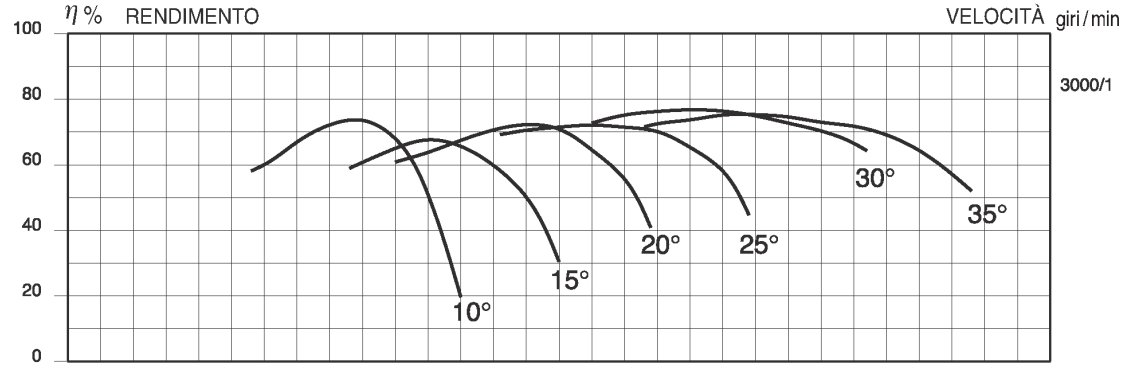

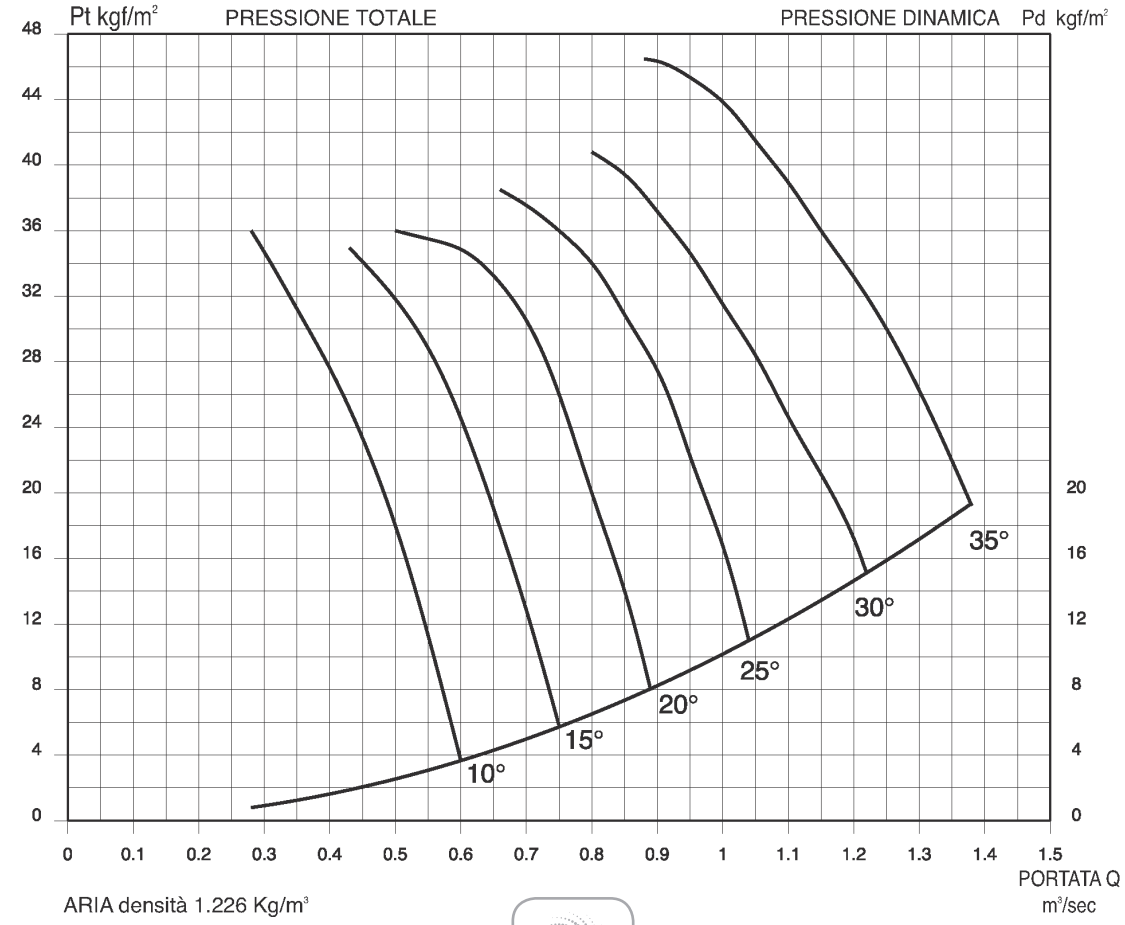

ARIA densità 1.226 Kg/m³

ELVE EFR 357-356-354-353-352/P 5A/B

POTENZA INSTALLATA 0.55-0.75-0.75-1.1-1.5 KW

DIAGRAMMA DI FUNZIONAMENTO IN PREMENTE - DIAMETRO GIRANTE 355 mm

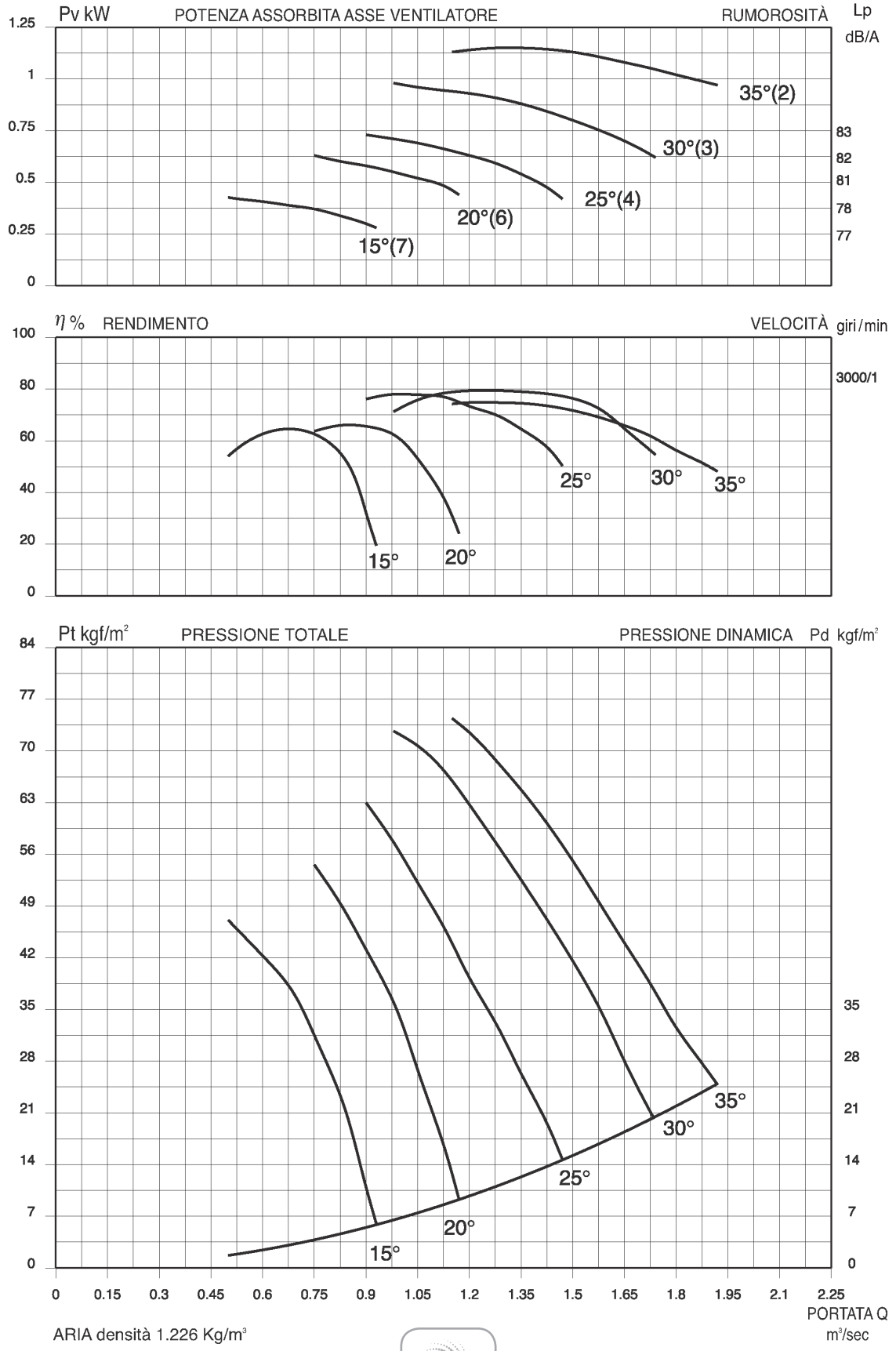

ARIA densità 1.226 Kg/m³

ELVE EFR 408-407-406-404-403-402/M 5A/B

POTENZA INSTALLATA 0.75-1.1-1.5-1.5-2.2-3 KW

DIAGRAMMA DI FUNZIONAMENTO IN PREMENTE - DIAMETRO GIRANTE 400 mm

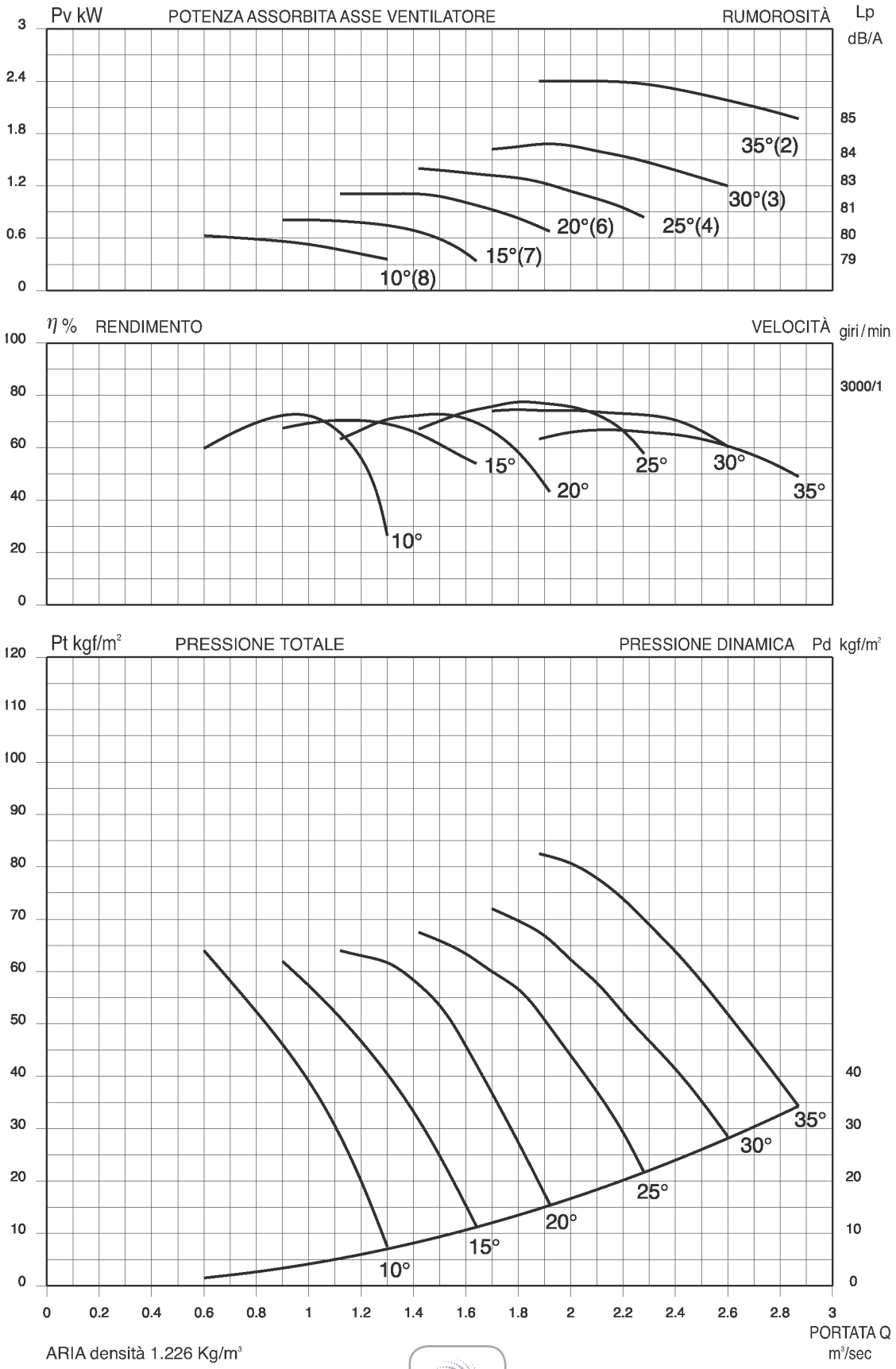

ARIA densità 1.226 Kg/m³

ELVE EFR 457-456-454-453-452/P 5A/B

POTENZA INSTALLATA 1.5-2.2-3-4-4 KW

DIAGRAMMA DI FUNZIONAMENTO IN PREMENTE - DIAMETRO GIRANTE 450 mm

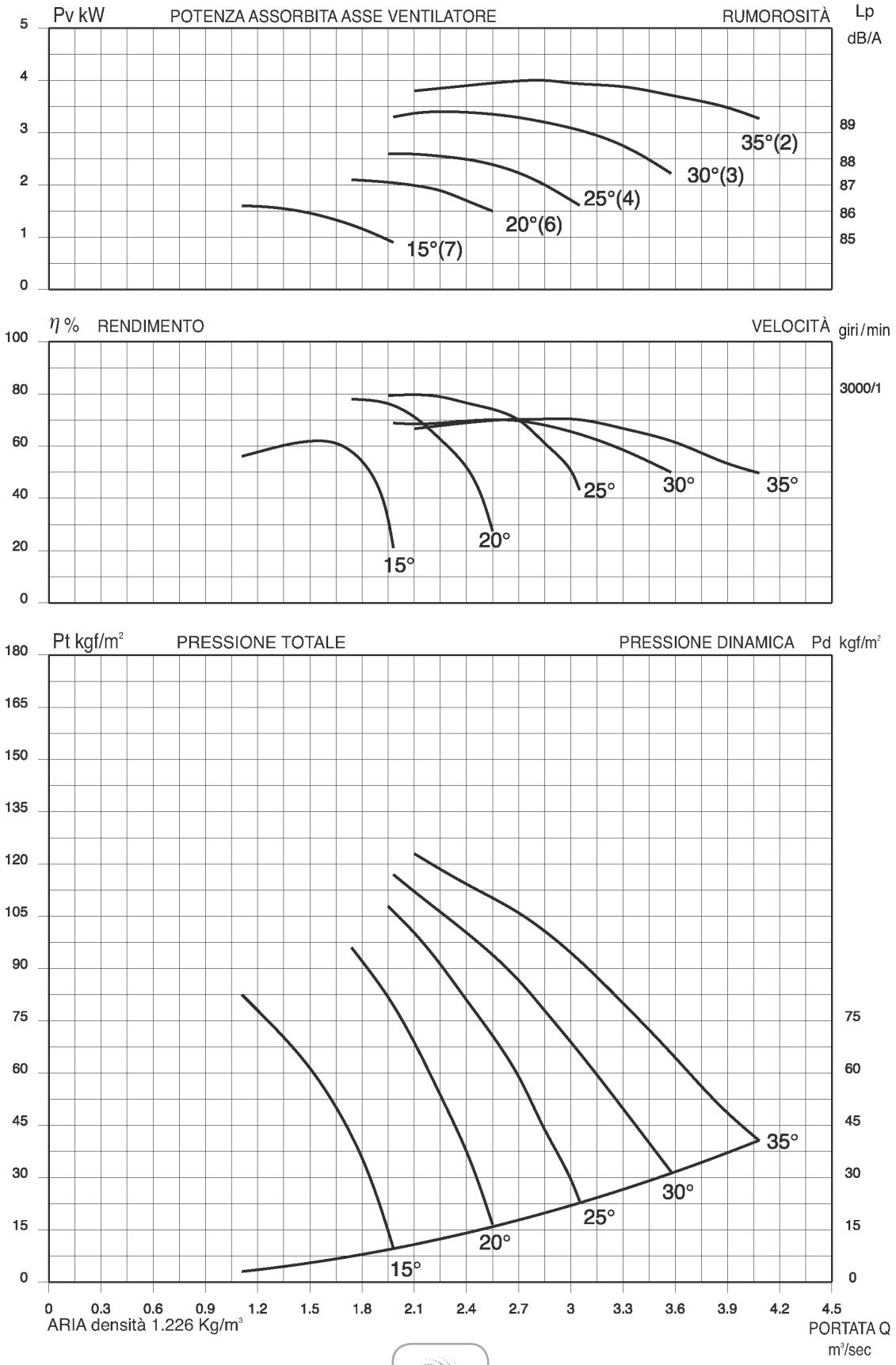

ELVE EFR 508-507-506-504-503-502/M 5A/B

POTENZA INSTALLATA 2.2-3-4-5.5-5.5-7.5 KW

DIAGRAMMA DI FUNZIONAMENTO IN PREMENTE - DIAMETRO GIRANTE 500 mm

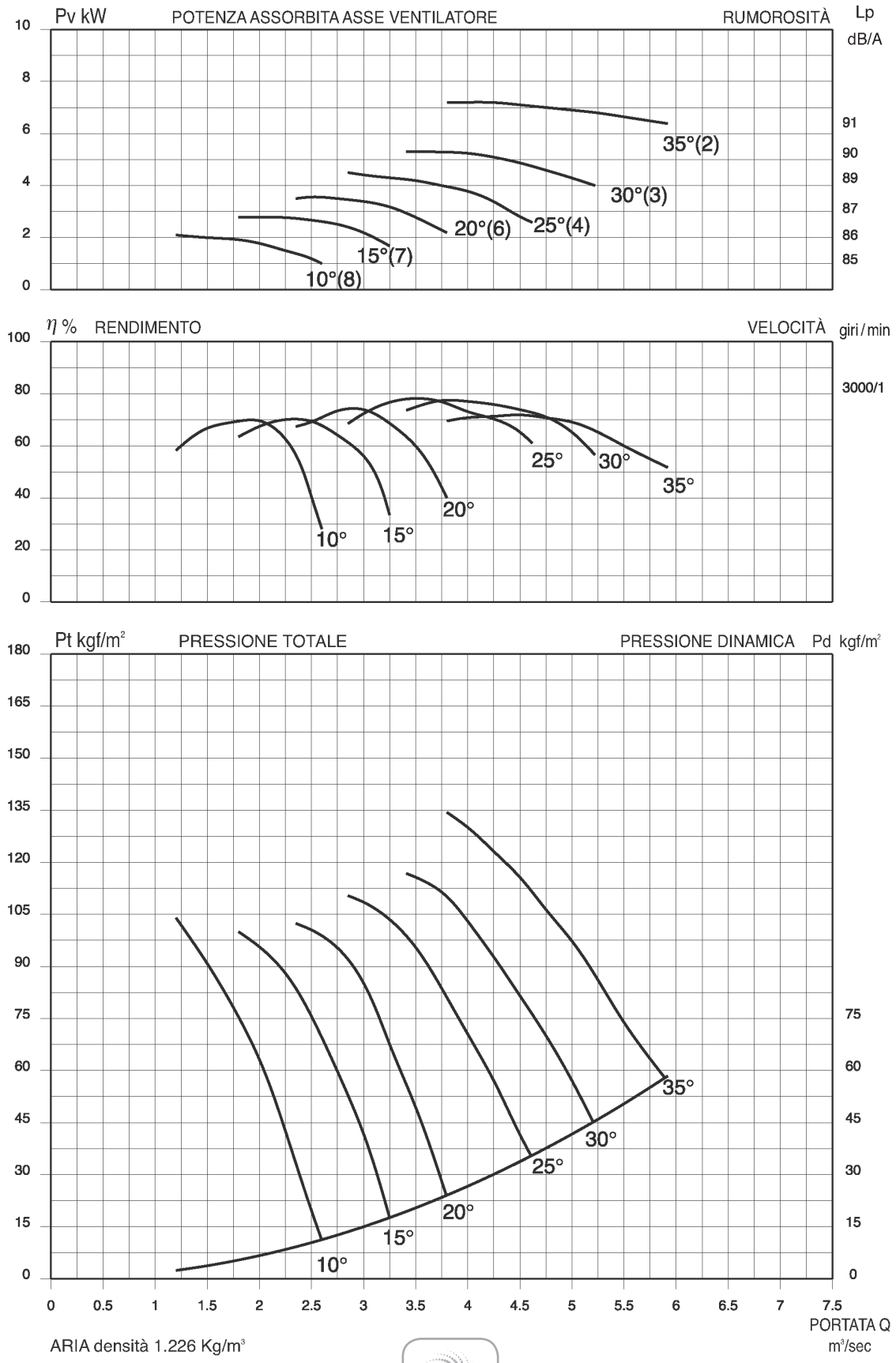

ARIA densità 1.226 Kg/m³

ELVE EFR 567-566-564-563-562/L 5A/B

POTENZA INSTALLATA 5.5-7.5-9-11-11 KW

DIAGRAMMA DI FUNZIONAMENTO IN PREMENTE - DIAMETRO GIRANTE 560 mm

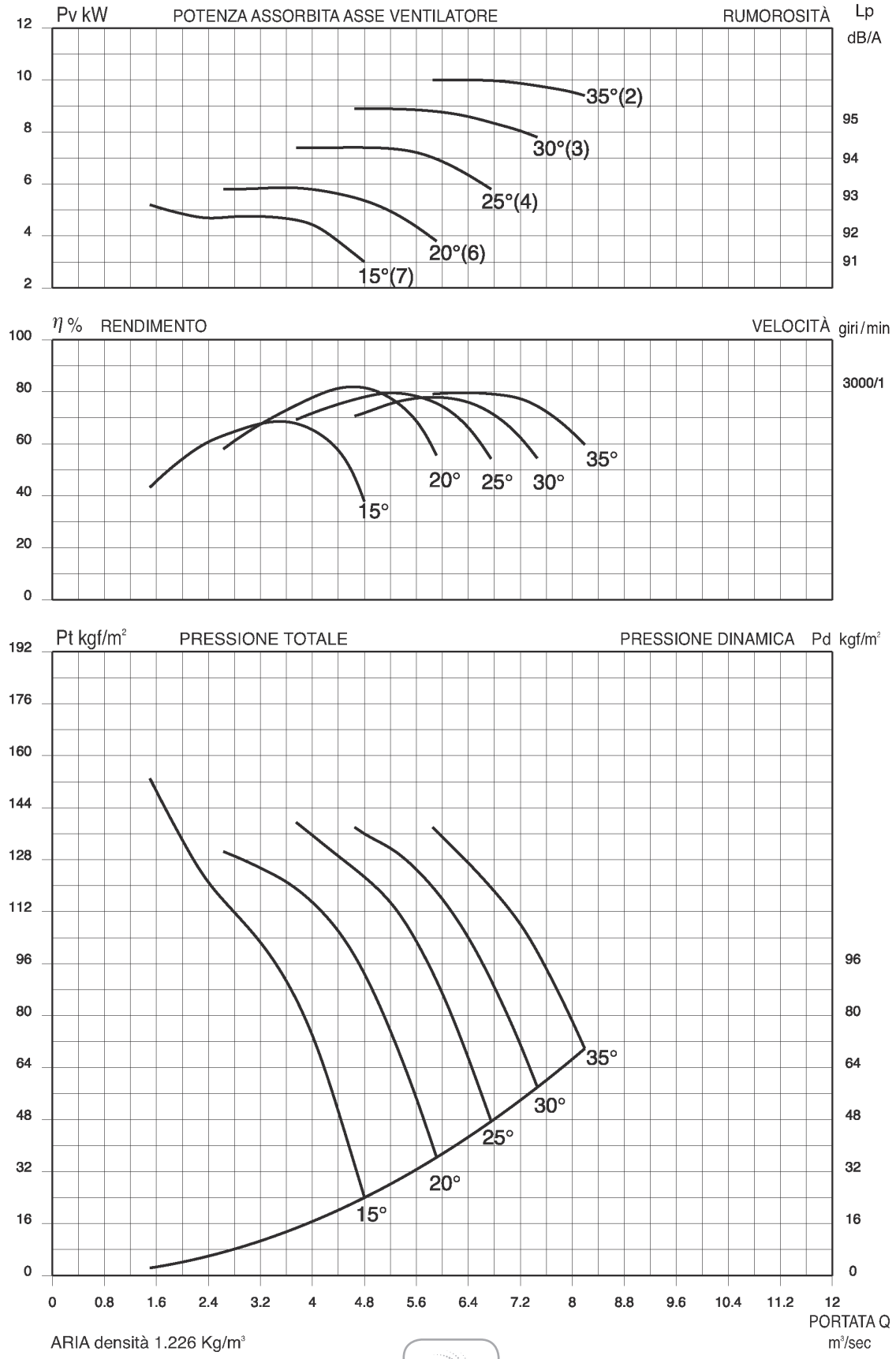

ELVE EFR 637-636-634-633-632/P 5A/B

POTENZA INSTALLATA 9-11-15-18.5-22 KW

DIAGRAMMA DI FUNZIONAMENTO IN PREMENTE - DIAMETRO GIRANTE 630 mm

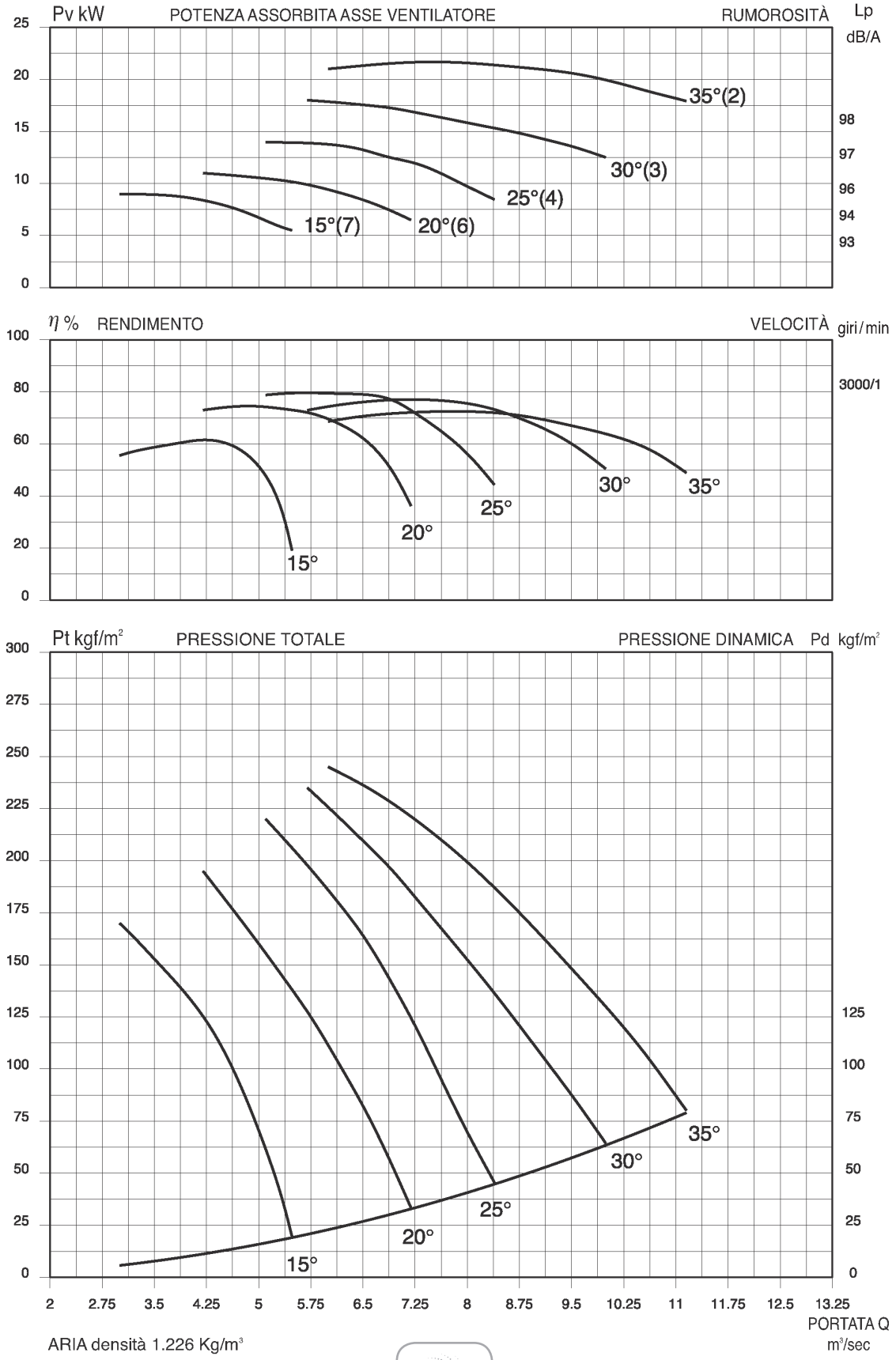

ELVE EFR 718-717-716-714/M 5A/B

POTENZA INSTALLATA 15-18.5-22-30 KW

DIAGRAMMA DI FUNZIONAMENTO IN PREMENTE - DIAMETRO GIRANTE 710 mm

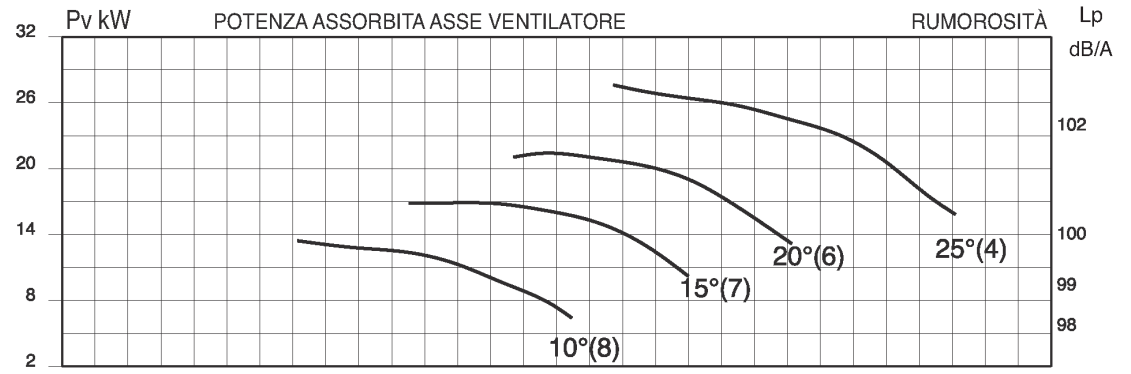

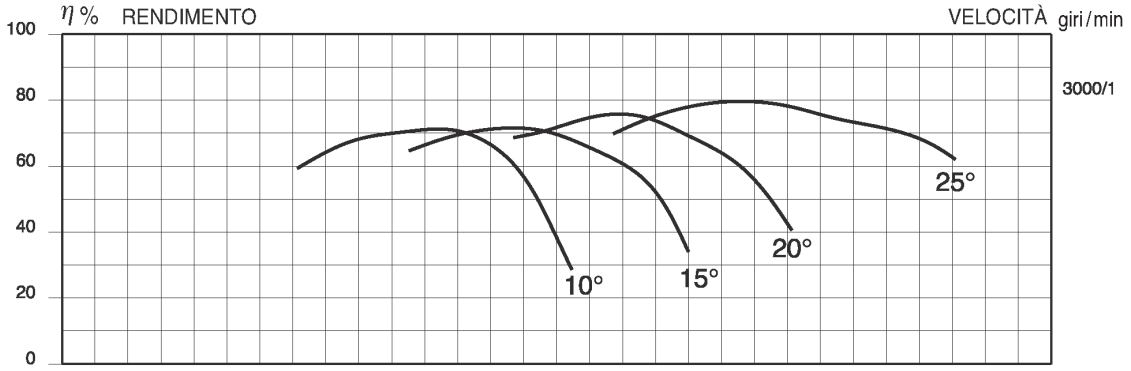

ARIA densità 1.226 Kg/m³

ELVE EFR 564-563-562-561/L 5A/B

POTENZA INSTALLATA 1.1-1.1-1.5-2.2 KW

DIAGRAMMA DI FUNZIONAMENTO IN PREMENTE - DIAMETRO GIRANTE 560 mm

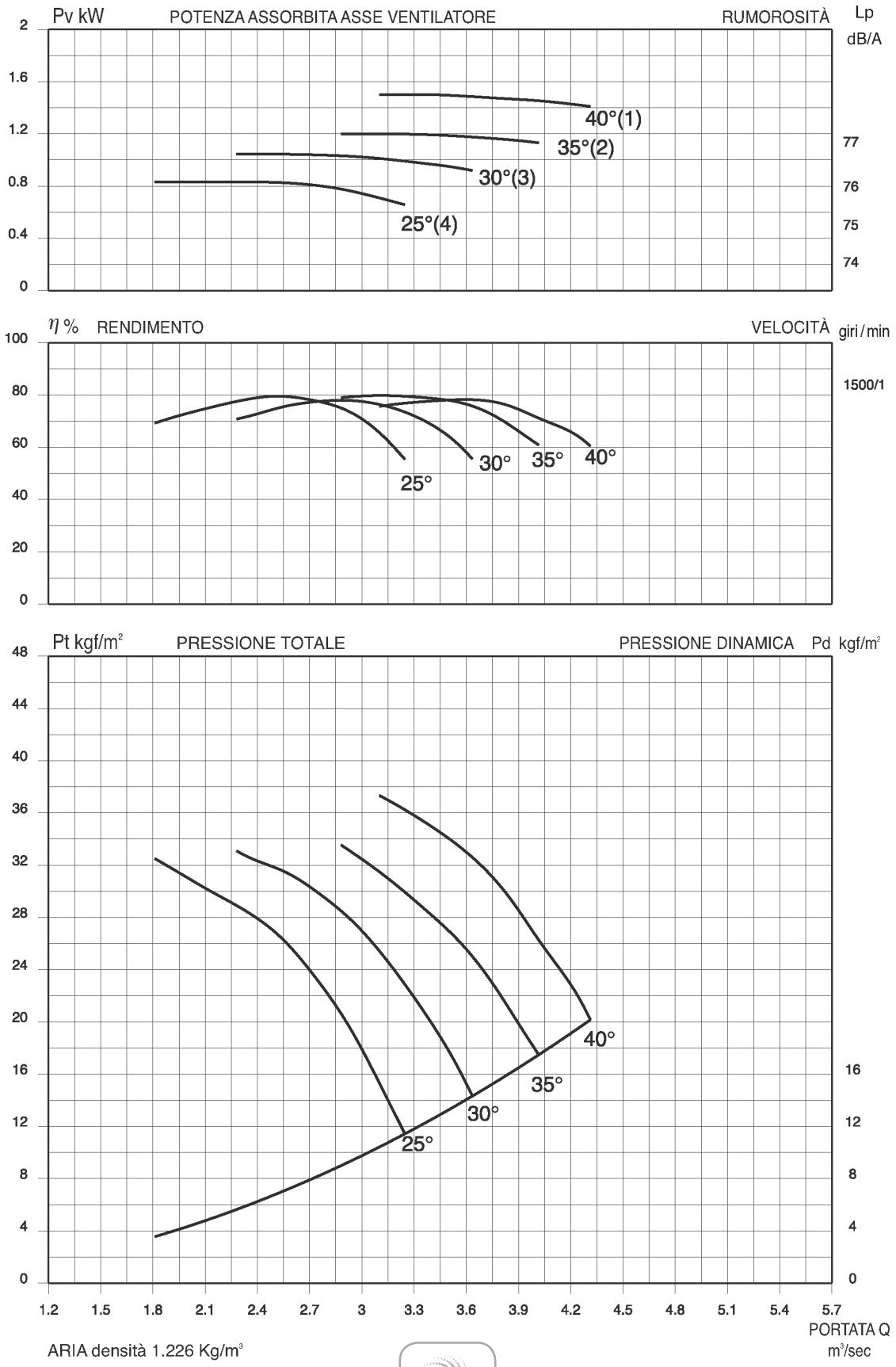

ARIA densità 1.226 Kg/m³

ELVE EFR 634-633-632-631/P 5A/B

POTENZA INSTALLATA 2.2-2.2-3-4 KW

DIAGRAMMA DI FUNZIONAMENTO IN PREMENTE - DIAMETRO GIRANTE 630 mm

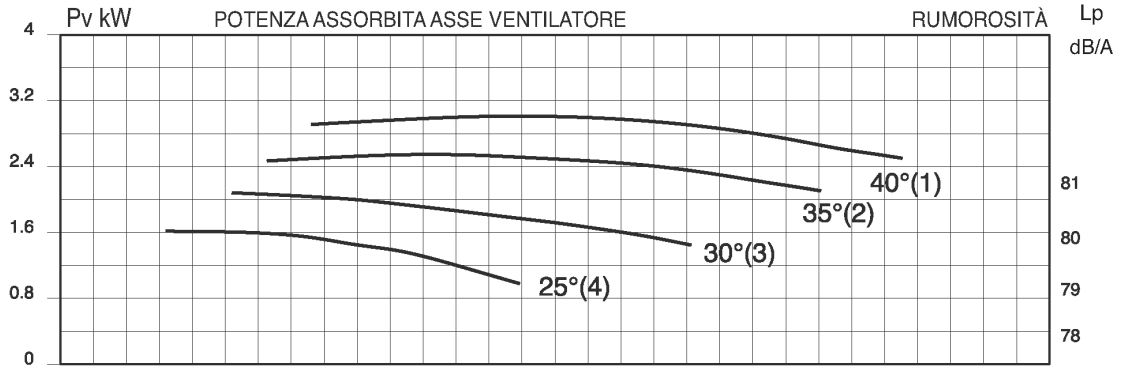

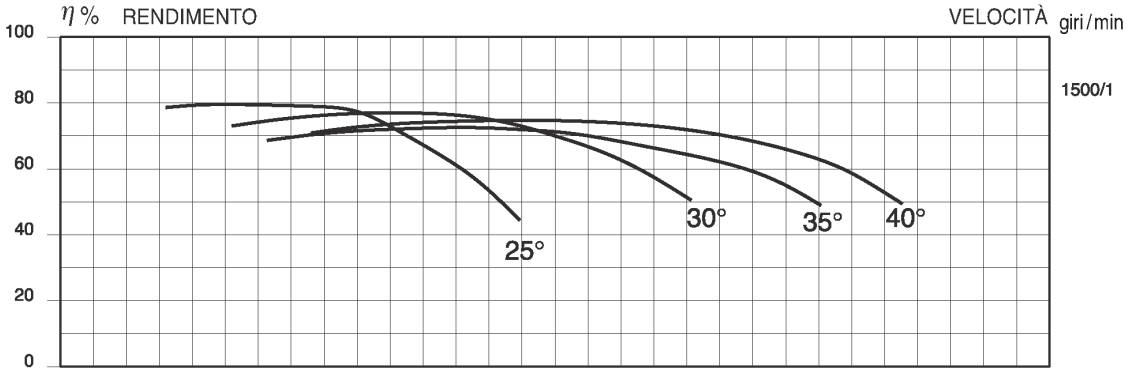

ARIA densità 1.226 Kg/m³

ELVE EFR 714-713-712-711/M 5A/B

POTENZA INSTALLATA 3-4-5.5-7.5 KW

DIAGRAMMA DI FUNZIONAMENTO IN PREMENTE - DIAMETRO GIRANTE 710 mm

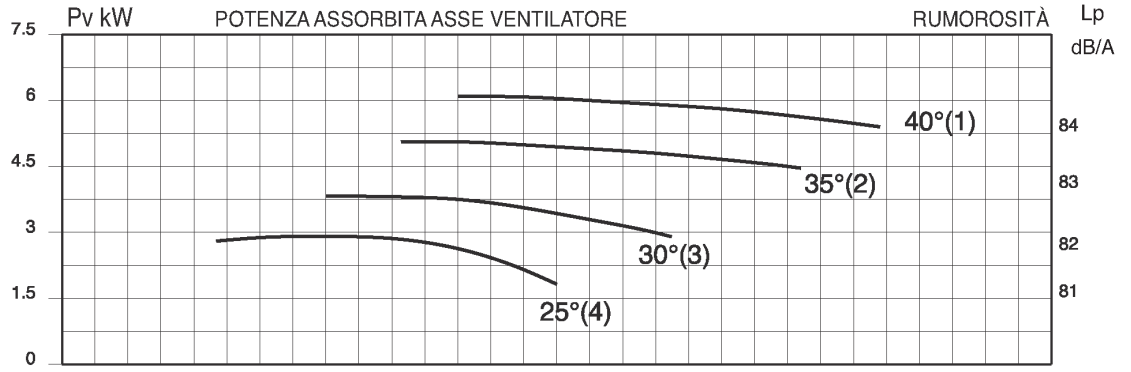

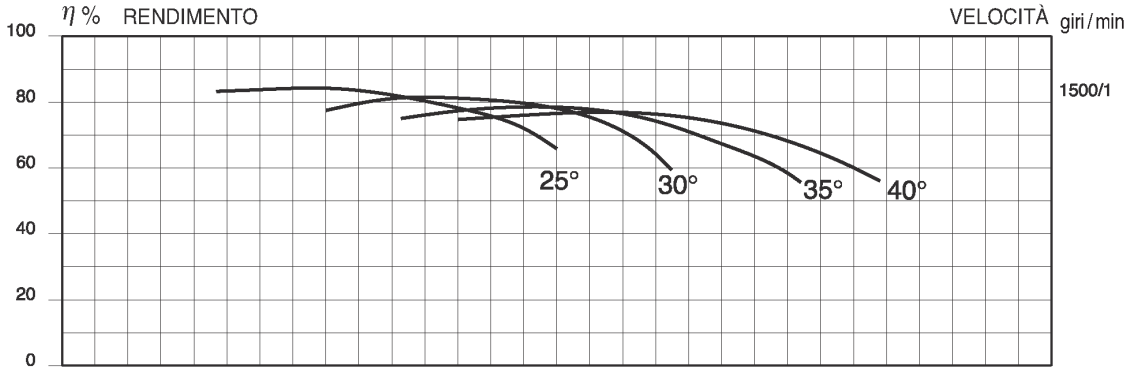

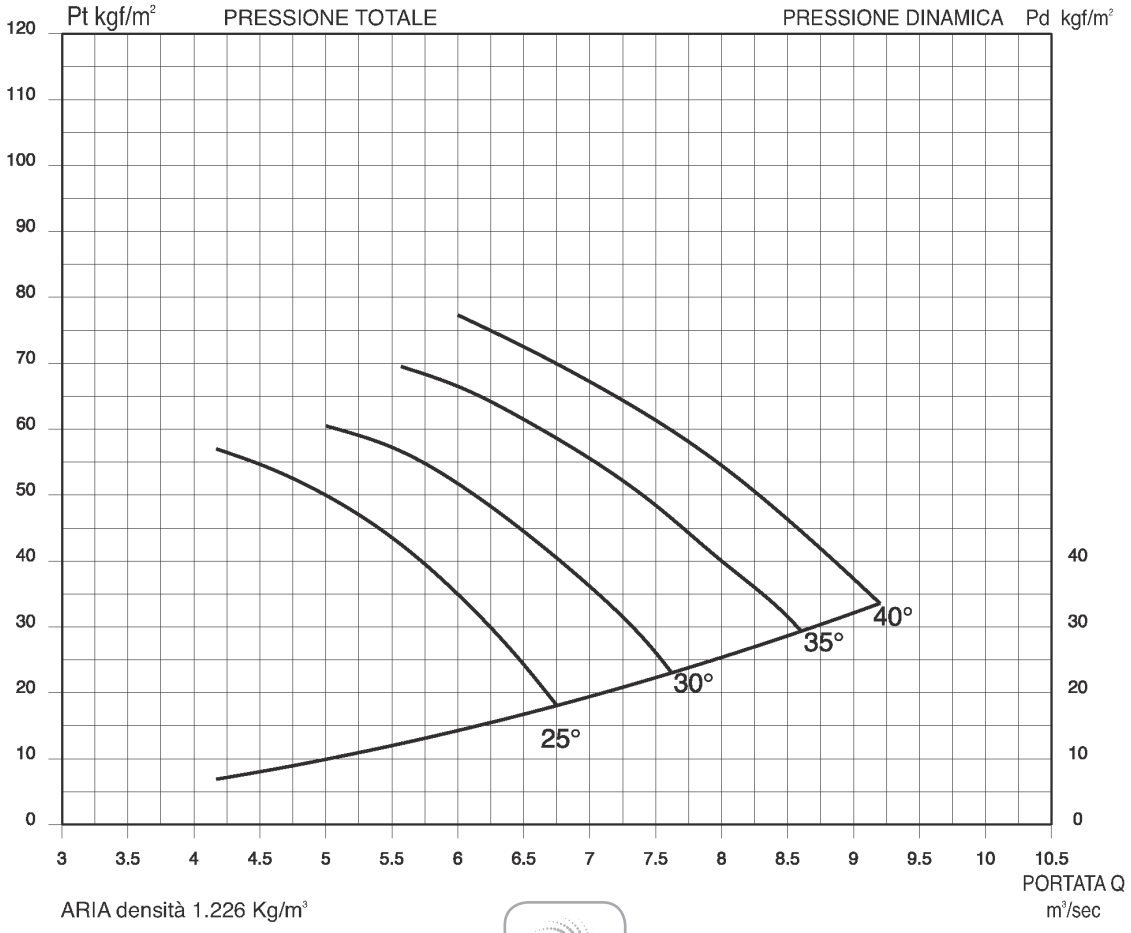

ARIA densità 1.226 Kg/m³

ELVE EFR 804-803-802-801/L 5A/B

POTENZA INSTALLATA 5.5-7.5-9-11 KW

DIAGRAMMA DI FUNZIONAMENTO IN PREMENTE - DIAMETRO GIRANTE 800 mm

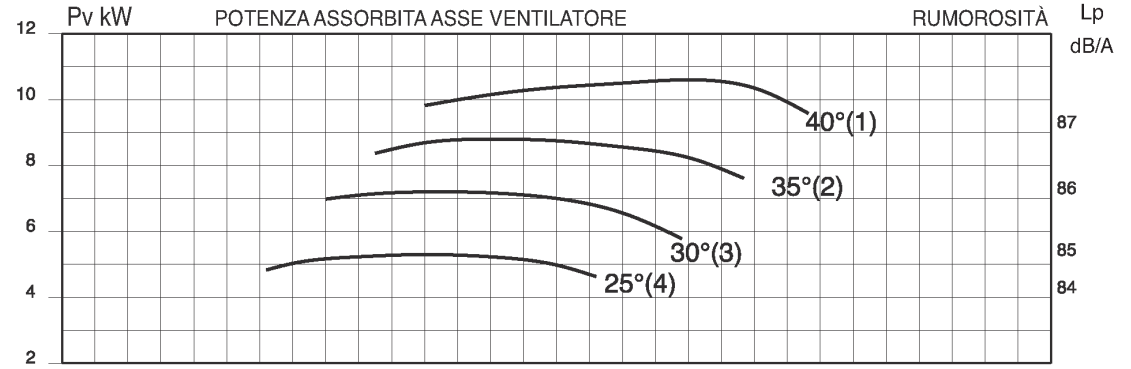

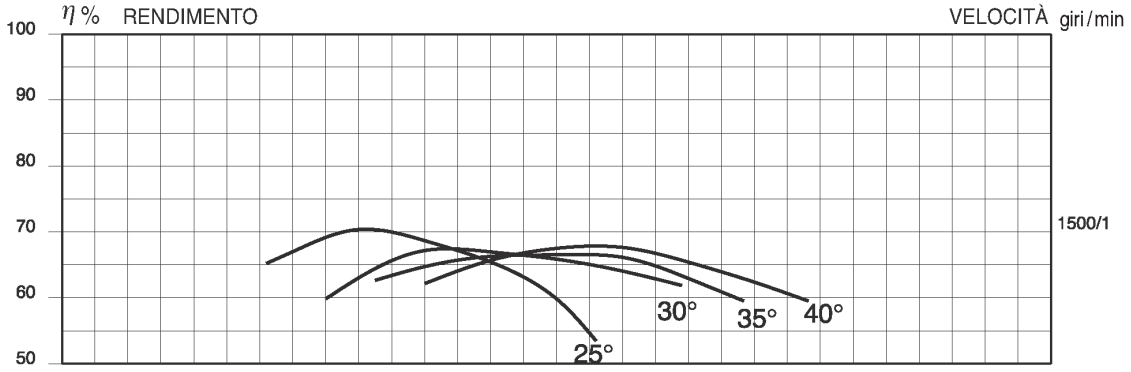

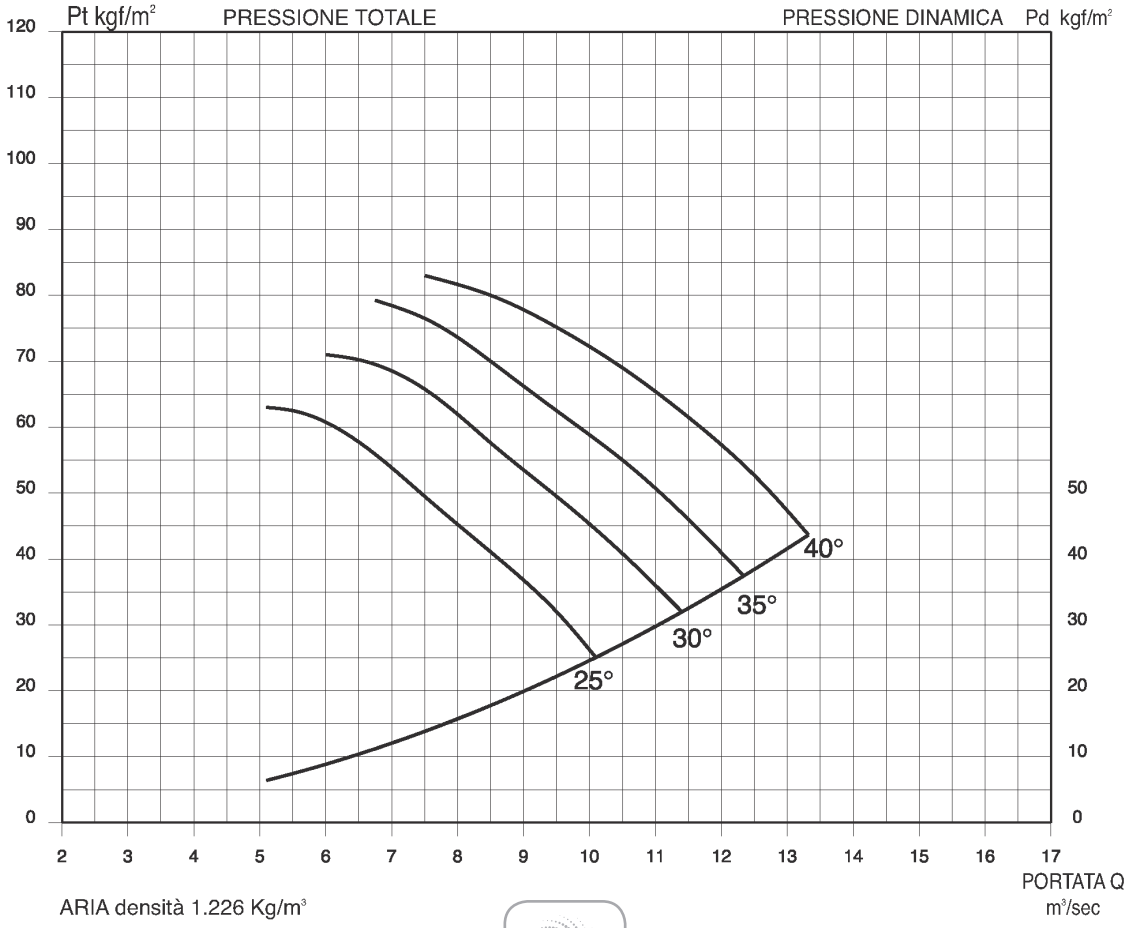

ARIA densità 1.226 Kg/m³