



Range of axial extractors with airflow rates of 95 m³/h, for connection to 100 mm diameter circular ducting. Motor mounted on silent-elastic-blocks which absorb the vibrations and allow offering very low noise level. All the fans are manufactured from injection moulded plastic, fitted with automatic shutter and single phase 230V-50Hz, class B low consumption motor equipped with thermal overload protection. All the fans are class II insulation, IP45 rated and suitable to operate with air temperature up to 40°C.



WATER
PROTECTED!



LOW NOISE!



ENERGY
EFFICIENT!



SILVER version.



CHAMPAGNE version.



GOLD version.



BLACK version.

The SILENT-100 Series can be supplied with an aesthetical SILVER, CHAMPAGNE, GOLD or BLACK front grille.



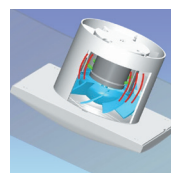
Back draft shutter

To prevent air entry and limit heat leakage when the extractor is not operating. It opens due to the pressure of the air.

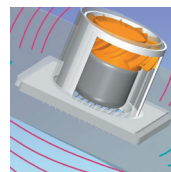


Silent-blocks

Motor mounted on "Silent-elastic-block" to prevent vibration and noise transmission.



SILENT-100



USUAL EXTRACTOR

Quiet operation

In usual extract fans the vibrations are transmitted to the surrounding areas while in SILENT extractor fans the vibrations are absorbed by the Silent Blocks.

BATHROOM EXTRACT FANS

SILENT-100 Series



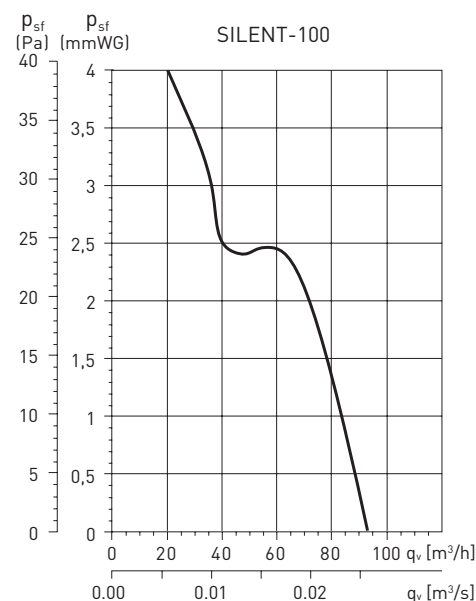
MODEL FEATURES

	CZ	CRZ	CRIZ	CHZ	CHZ VISUAL	CDZ	CZ 12V
PILOT LIGHT	●	●	●	●	●	●	●
BACKDRAFT SHUTTER	●	●	●	●	●	●	●
ADJUSTABLE RUN-ON-TIMER (1-30 MIN)		●		●	●	●	*
AUTOMATIC TIMER			●				
ADJUSTABLE HUMIDISTAT				●	●		
DETECTOR MOVEMENT						●	
BALL BEARINGS	●	●	●	●	●	●	●
WIRING DIAGRAM**	2, 3	4, 5	4, 5	1, 4	1, 4	1	6

* Using CT-12/14R transformer.

** See section of Wiring Diagrams.

PERFORMANCE CURVE

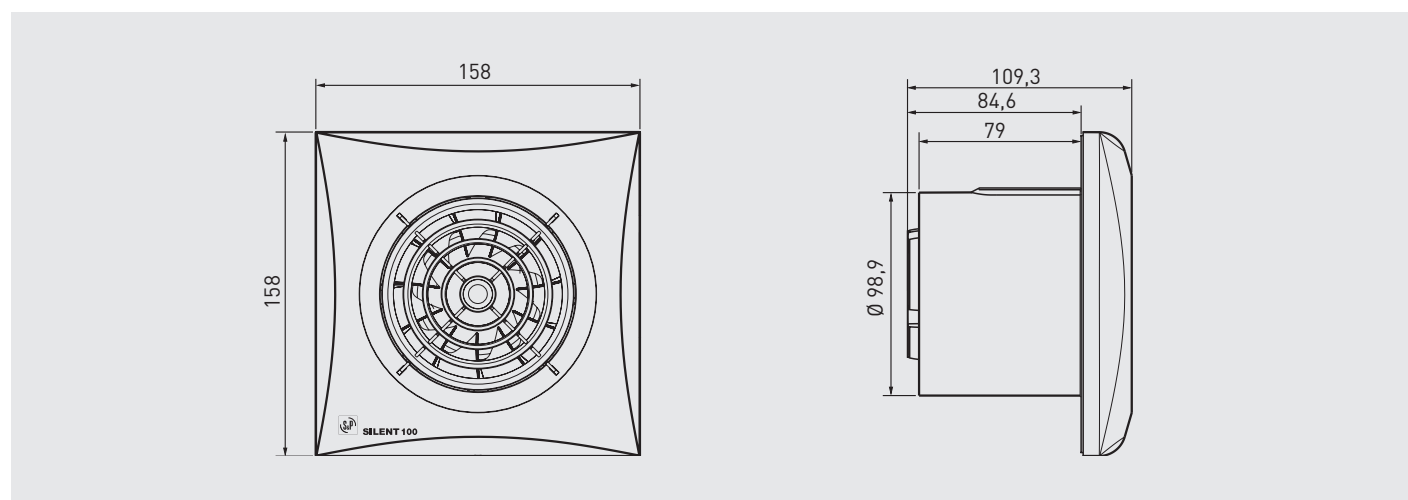


TECHNICAL CHARACTERISTICS

Model	Speed (rpm)	Abs. power at free discharge (W)	Voltage (V) 50 Hz	Sound pressure level* (dB(A))	Airflow at free discharge (m³/h)	Insulation/ IP	Ø duct (mm)	Weight (kg)
SILENT-100	2400	8	230	26,5	95	Class II / IP45	100	0,57
SILENT-100 12V	2320	13	12	26,5	95	Class III / IP57	100	0,57

* Sound pressure level measured at 3 m at free air conditions.

DIMENSIONS (mm)



ACCESSORIES



GSA-M0 100
Flexible aluminium ducting.



GRA-75
Aluminium exterior grille.



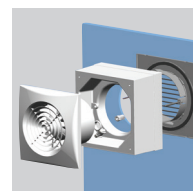
WALL KIT
Fixed shutter and telescopic duct. (200 to 420 m).



CX-80/125
Worm drive ducting clip.



PER-100W
Back draft shutter.



WINDOW KIT 100
Accessory to allow SILENT-100 in a window.

BATHROOM EXTRACT FANS

SILENT-100 models with special functions



SILENT-100 CZ 12V White color version

SILENT-100 CZ SILVER 12V Version with a silver color front grille



IP57

WATER
PROTECTED!



Model SELV (Safety Extra Low Voltage). Specially designed to operate within the shower or bath volume with total safety. They are rated 12V, Class III and IP57.

SILENT-100 12V must be wired to a safety isolating **Transformer CT-12/14** which must be located out of the reach of the water spray or person using a bath or shower. The transformer is IP21, class II insulation and protected by fuse. Also available, **Transformer CT12/14 R**, supplied with adjustable run-on-timer between 1 to 30 minutes.

KIT SILENT-100 CZ 12V + CT

Kit integrated by an extractor SILENT-100 CZ 12V and a safety isolating transformer CT-12/14.

SILENT-100 CDZ



Model provided with a PIR (passive infra-red) detector. The unit starts automatically when a movement is detected within a maximum distance of 4 meters from the fan. They are also fitted with an adjustable "run on" timer, from 1 to 30 minutes, to allow the fan continues operating after the initiation of the movement detection.


SILENT-100 CHZ VISUAL



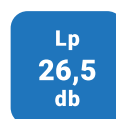
Models provided with an electronic humidistat which can be adjusted to 60, 70, 80 or 90% HR using a key situated on the front grille. Four luminous indicators show the desired level of humidity. The extractor operates automatically when the humidity level in the room is higher than the set level. The extractor will stop automatically when the humidity drops below the selected level and after the selected period set on the adjustable timer (1 and 30 minutes).



Range of axial extractors with airflow rates of 95 m³/h, high-performance, low consumption Brushless motors, for connection to 100 mm diameter circular ducting. Motor mounted on silent-elastic-blocks which absorb the vibrations and allow offering very low noise level. All the fans are manufactured from injection moulded plastic, fitted with automatic shutter and single phase 230V-50Hz, low consumption motor equipped with thermal overload protection. All the fans are class II insulation, IP45 rated and suitable to operate with air temperature up to 40°C. With consumption of only 5W, the SILENT ECOWATT series extractors are especially recommended toilets, bathrooms and installations where the extractor will require long working hours resulting in a considerable reduction in energy costs.



WATER
PROTECTED!



LOW NOISE!



ENERGY
EFFICIENT!



KIT SILENT-100 12VDC ECOWATT + CT-12/6.

SILENT-100 12VDC ECOWATT + CT-12/6

Kit made up of SILENT-100 12VDC ECOWATT fan, fitted with 12VDC brushless motor and designed for operation at SELV, and a transformer CT-12/6.



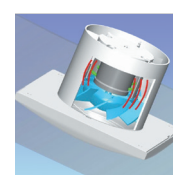
Back draft shutter

To prevent air entry and limit heat leakage when the extractor is not operating. It opens due to the pressure of the air.



Silent-blocks

Motor mounted on "Silent-elastic-block" to prevent vibration and noise transmission.



SILENT-100 ECOWATT

Quiet operation

In usual extract fans the vibrations are transmitted to the surrounding areas while in SILENT extractor fans the vibrations are absorbed by the Silent Blocks.

MODEL FEATURES

	CZ	CRZ	CHZ	CDZ
DC MOTOR	•	•	•	•
PILOT LIGHT	•	•	•	•
BACKDRAFT SHUTTER	•	•	•	•
ADJUSTABLE RUN-ON-TIMER		•	•	•
ADJUSTABLE HUMIDISTAT			•	
DETECTOR MOVEMENT				•
WIRING DIAGRAM*	2, 3	4, 5	1, 4	1

* See section of Wiring Diagrams.

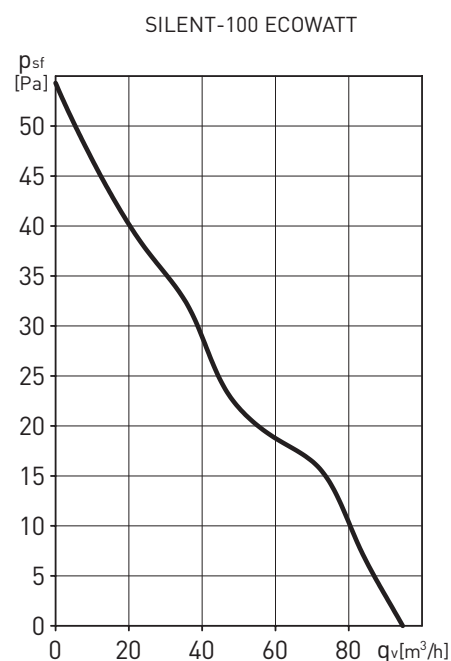
TECHNICAL CHARACTERISTICS

Model	Speed (rpm)	Abs. power at free discharge (W)	Voltage (V) 50/60 Hz	Sound pressure level* (dB(A))	Airflow at free discharge (m³/h)	Insulation/ IP	Ø Duct (mm)	Weight (kg)
SILENT-100 ECOWATT	2100	5	230	26,5	95	Class II / IP45	100	0,57
KIT SILENT-100 12VDC ECOWATT	2300	6	230	26,5	95	Class III / IP57 Class II / IP21**	100	0,57/0,48**

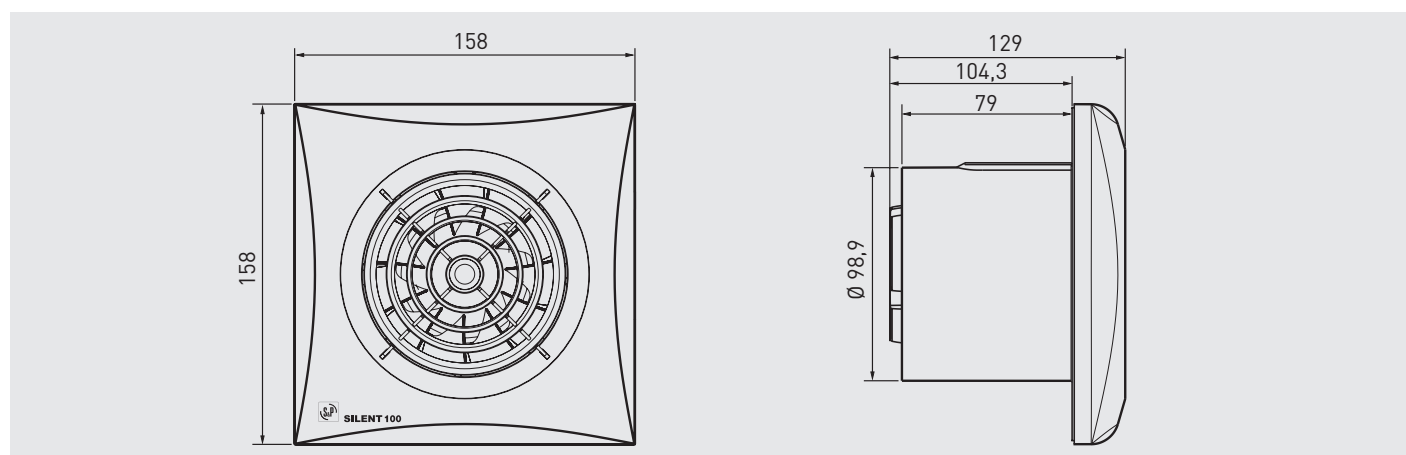
* Sound pressure level measured at 3 m at free air conditions.

** SILENT/CT-12/6.

PERFORMANCE CURVE



DIMENSIONS (mm)



ACCESSORIES



GSA-M0 100
Flexible aluminium ducting.



GRA-75
Aluminium exterior grille.



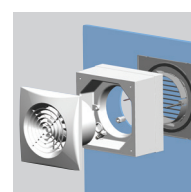
FIXED SHUTTER AND TELESCOPIC DUCT
(200 to 420 mm).



CX-80/125
Worm drive ducting clip.



PER-100W
Back draft shutter.



WINDOW KIT 100
Accessory to allow SILENT-100 in a window.



Range of axial extractors with airflow rates of 180 m³/h, for connection to 120 mm diameter circular ducting.

Motor mounted on silent-elastic-blocks which absorb the vibrations and allow offering very low noise level. All the fans are manufactured from injection moulded plastic, fitted with automatic shutter and single phase 230V-50Hz, class B low consumption motor equipped with thermal overload protection. All the fans are class II insulation, IP45 rated and suitable to operate with air temperature up to 40°C.

All SILENT-200 can be supplied with an aesthetical silver front grille.



SILENT 200



WATER
PROTECTED!



SILENT 200

The SILVER versions are supplied with an aesthetical silver front grille.



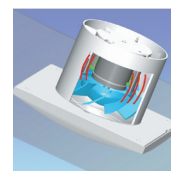
Back draft shutter

To prevent air entry and limit heat leakage when the extractor is not operating. It opens due to the pressure of the air.

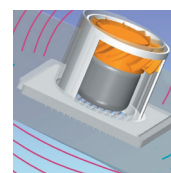


Silent-block

Motor mounted on "Silent-elastic-block" to prevent vibration and noise transmission.



SILENT-200



USUAL EXTRACTOR

Quiet operation

In usual extract fans the vibrations are transmitted to the surrounding areas while in SILENT extractor fans the vibrations are absorbed by the Silent Blocks.

MODEL FEATURES

	CZ	CRZ	CHZ
PILOT LIGHT	•	•	•
BACKDRAFT SHUTTER	•	•	•
ADJUSTABLE RUN-ON-TIMER (1-30MIN)		•	•
ADJUSTABLE HUMIDISTAT			•
BALL BEARINGS	•	•	•
WIRING DIAGRAM*	2, 3	4, 5	1, 4

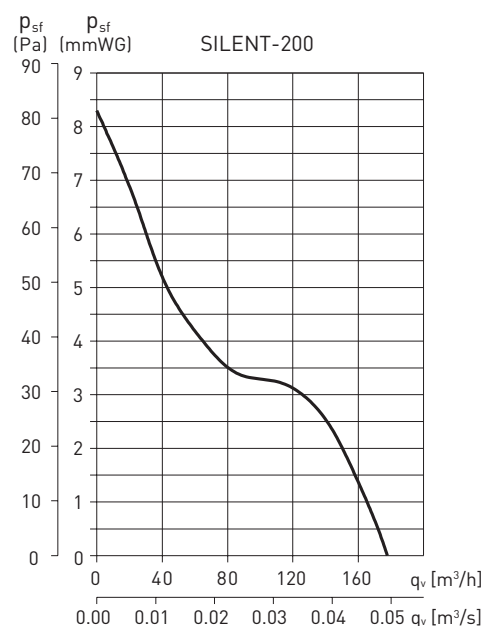
* See section of Wiring Diagrams.

TECHNICAL CHARACTERISTICS

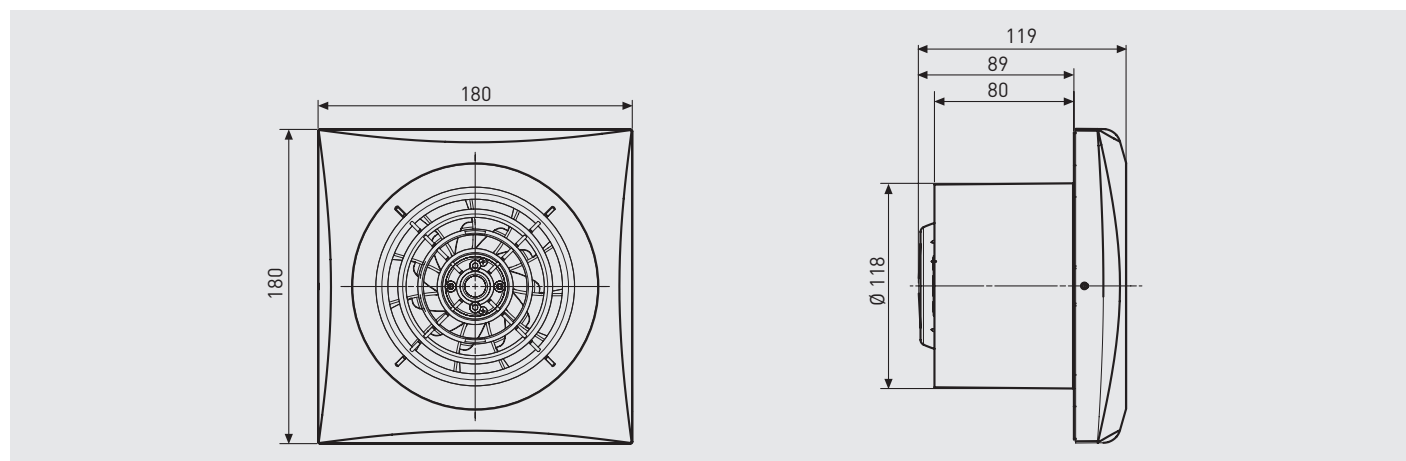
Model	Speed (rpm)	Abs. power at free discharge (W)	Voltage (V) 50 Hz	Sound pressure level* (dB(A))	Airflow at free discharge (m³/h)	Insulation / IP	Ø duct (mm)	Weight (kg)
SILENT-200	2350	16	230	33	180	Class II / IP45	120	0,77

* Sound pressure level measured at 3 m at free air conditions.

PERFORMANCE CURVE



DIMENSIONS (mm)



ACCESSORIES



GSA-M0 125
Flexible aluminium ducting.




GRA-100 GRI-125
Aluminium exterior grille.



CX-125/215
Worm drive ducting clip.



PER-125W
Back draft shutter.



WINDOW KIT 200
Accessory to allow SILENT-200 in a window.



Range of axial extractors with airflow rates of 280 m³/h, for connection to 150 mm diameter circular ducting.

Motor mounted on silent-elastic-blocks (SILENT-300) which absorb the vibrations and allow offering very low noise level. All the fans are manufactured from injection moulded plastic, fitted with automatic shutter and single phase 230V-50Hz, class B low consumption motor equipped with thermal overload protection. All the fans are class II insulation, IP45 rated and suitable to operate with air temperature up to 40°C. Version SILENT-300 PLUS for increased performance.

All SILENT-300 can be supplied with an aesthetical silver front grille.



WATER
PROTECTED!



The SILVER versions are supplied with an aesthetical silver front grille.



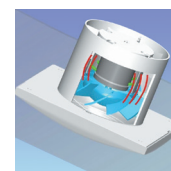
Back draft shutter

To prevent air entry and limit heat leakage when the extractor is not operating. It opens due to the pressure of the air.

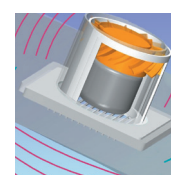


Silent-blocks

Motor mounted on "Silent-elastic-block" to prevent vibration and noise transmission. (SILENT-300)



SILENT-300



USUAL EXTRACTOR

Quiet operation

In usual extract fans the vibrations are transmitted to the surrounding areas while in SILENT extractor fans the vibrations are absorbed by the Silent Blocks.

BATHROOM EXTRACT FANS

SILENT-300 and SILENT-300 PLUS Series



MODEL FEATURES

	CZ	CRZ	CHZ
PILOT LIGHT	•	•	•
BACKDRAFT SHUTTER	•	•	•
ADJUSTABLE RUN-ON-TIMER (1-30MIN)		•	•
ADJUSTABLE HUMIDISTAT			•
BALL BEARINGS	•	•	•
WIRING DIAGRAM*	2, 3	4, 5	1, 4

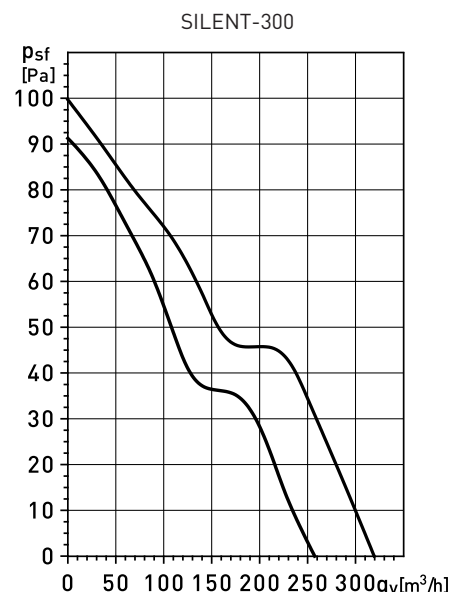
* See section of Wiring Diagrams.

TECHNICAL CHARACTERISTICS

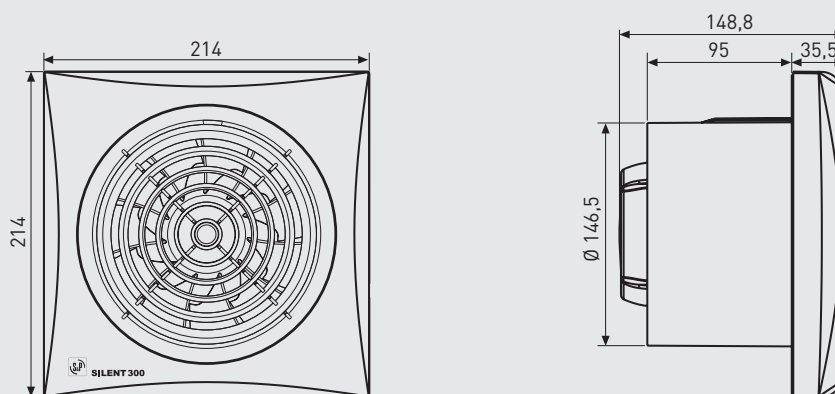
Model	Speed (rpm)	Abs. power at free discharge (W)	Voltage (V) 50 Hz	Sound pressure level* (dB(A))	Airflow at free discharge (m³/h)	Insulation / IP	Ø duct (mm)	Weight (kg)
SILENT-300	2200	29	230	32	260	Class II / IP45	150	1,25
SILENT-300 PLUS	2100	21	230	36	320	Class II / IP45	150	1,65

* Sound pressure level measured at 3 m at free air conditions.

PERFORMANCE CURVES



DIMENSIONS (mm)



ACCESSORIES



GSA-M0 150
Flexible aluminium ducting.



GRA-150
Aluminium exterior grille.



REB
Single phase electronic speed controllers.



CX-125/215
Worm drive ducting clip.



PER-160W
Back draft shutter.