



Large-diameter ceiling fan.
Models Ø 250 cm and 300 cm.

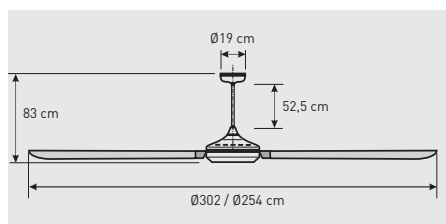
Characteristics

- Steel body protected with Epoxy paint.
- Anticorrosion treatment c3 medium grade and stainless steel screw.
- 8-blade propeller (aluminum).
- DC brushless motor.
- Remote control by radiofrequency, with wall bracket, included.
- 6 operating speeds.
- Programmable disconnection timer (1h, 2h, 4h, 8h).
- Change rotation direction included in remote.
- Steel safety cable.
- IPX0.

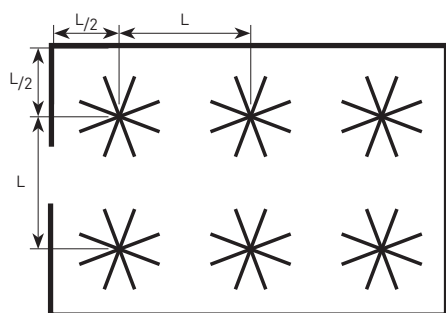


Remote control
by radiofrequency, with wall bracket, included.

DIMENSIONS (mm)



Recommended distance between fans

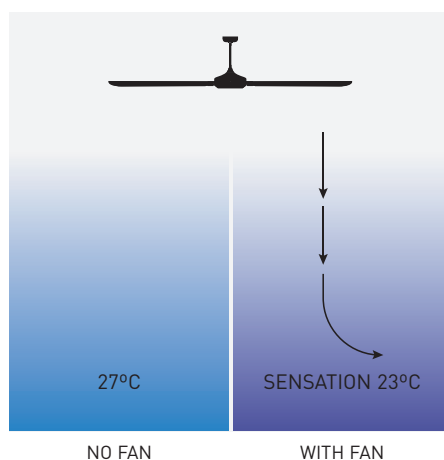


	Ceiling height (m)	4	6	8	>10
HTB-2500	Distance L (m)	7	9	11	12
HTB-3000	Distance L (m)	8	10	12	13

Minimum installation ceiling height: 4,5 m.

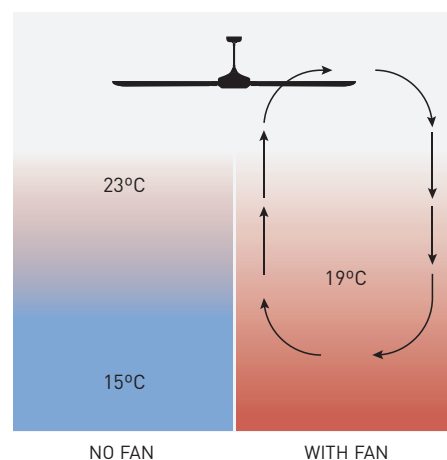
SUMMER MODE (CCW rotation)

The airflow projected downwards, improves the feeling of well-being.



WINTER MODE (CW rotation)

The air flow upwards, minimizes the differential temperature from roof to floor.



TECHNICAL CHARACTERISTICS

Model	Voltage 50-60 Hz (V)	Nominal power (W)	Intensity (A)	Aiflow* (m³/h)	Maximum air output speed (m/s)	Maximum sound power level (dB(A))	Nº speeds	Speeds (r.p.m.)	Colour	Weight (kg)
HTB-2500	230	120	0,83	58.610	1,9	57	6	80+/-5 Rpms	Silver	17
HTB-3000	230	120	0,85	71.834	1,7	59	6	77+/-5 Rpms	Silver	19

* Air flows indicated include the flows induced according to standard IEC 60879. Technical parameters at 230V 50Hz. Air directed downward.