



Range of axial extractors with airflow rates of 80 m³/h, for connection to 100 mm diameter circular ducting.

All the fans are manufactured from injection moulded plastic, fitted with neon light indicator and single phase 230V-50Hz, class B motor equipped with overload thermal protection. All the fans are class II insulation, IPX4 rated and suitable to operate with air temperature up to 40°C.



Back draft shutter

To prevent air entry and limit heat leakage when the extractor is not operating. It opens due to the pressure of the air.



All versions available with "silver" front cover.



MODEL FEATURES

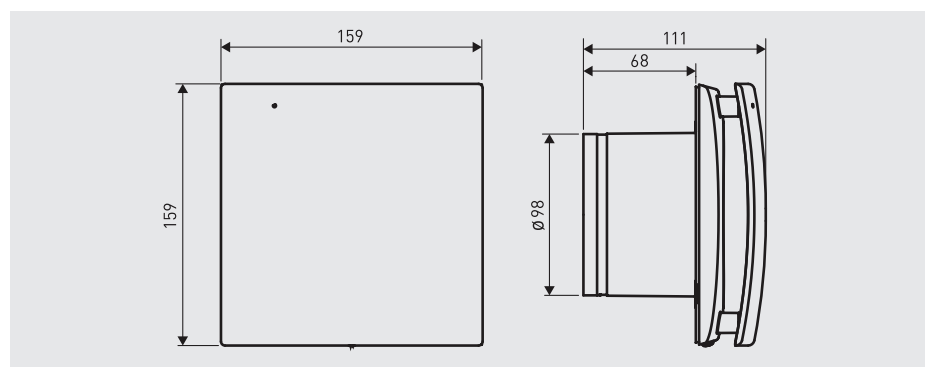
	C	CR	CH	SILVER
NEON LIGHT	●	●	●	●
BACKDRAUGHT SHUTTER	●	●	●	●
ADJUSTABLE OVER RUN TIMER		●	●	CR, CH models
ADJUSTABLE HUMIDITY SENSOR			●	CH model
"SILVER" FRONT COVER				●

TECHNICAL CHARACTERISTICS

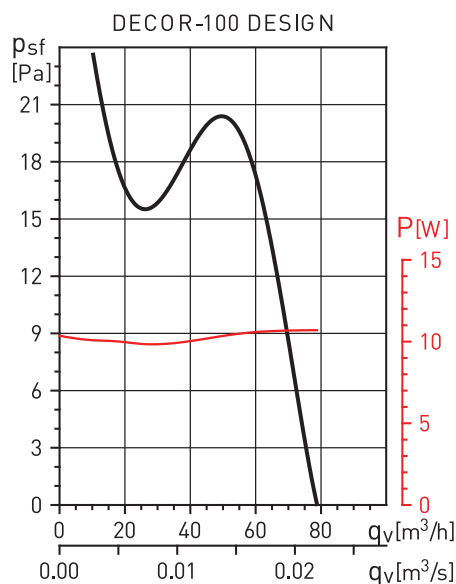
Model	Maximum absorbed power (W)	Tension (V-Hz)	Sound pressure level* (dB(A))	Maximum airflow (m³/h)	Insulation class Protection rating	Weight (kg)
DECOR-100 DESIGN	10,7	230-50	33	80	Class II / IPX4	0,55

* Sound pressure level measured at 3 m at free air conditions.

DIMENSIONS (mm)



PERFORMANCE CURVE



ACCESSORIES



GSA-100
Flexible aluminium ducting.



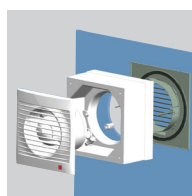
GRA-75
Aluminium exterior grille.



FIXED SHUTTER AND TELESCOPIC DUCT
(200 to 420 mm).



CX-80/125
Worm drive ducting clip.



WINDOW KIT 100
Accessory to allow DECOR-100 in a window.



Range of axial extractors with airflow rates of 160 m³/h, for connection to 120 mm diameter circular ducting.

All the fans are manufactured from injection moulded plastic, fitted with neon light indicator and single phase 230V-50Hz, class B motor equipped with overload thermal protection. All the fans are class II insulation, IPX4 rated and suitable to operate with air temperature up to 40°C.



Back draft shutter

To prevent air entry and limit heat leakage when the extractor is not operating. It opens due to the pressure of the air.



All versions available with "silver" front cover.



Fans suitable to install in bathrooms between 8 and 15 m².

MODEL FEATURES

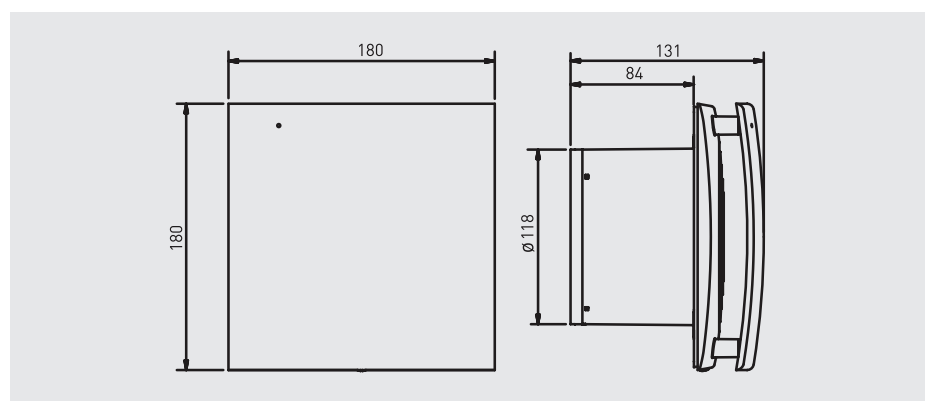
	C	CR	CH	SILVER
NEON LIGHT	•	•	•	•
BACKDRAUGHT SHUTTER	•	•	•	•
ADJUSTABLE OVER RUN TIMER		•	•	CR, CH models
ADJUSTABLE HUMIDITY SENSOR			•	CH model
"SILVER" FRONT COVER				•

TECHNICAL CHARACTERISTICS

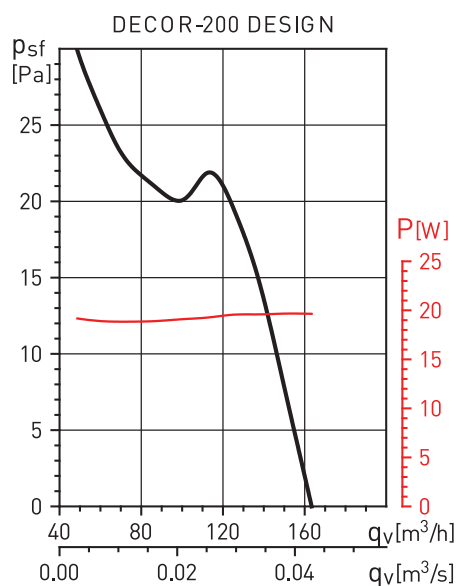
Model	Maximum absorbed power (W)	Tension (V-Hz)	Sound pressure level* (dB(A))	Maximum airflow (m³/h)	Insulation class Protection rating	Weight (kg)
DECOR-200 DESIGN	19,7	230-50	39	163	Class II / IPX4	0,9

* Sound pressure level measured at 3 m at free air conditions.

DIMENSIONS (mm)



PERFORMANCE CURVE




ACCESSORIES



GSA-125
Flexible aluminium ducting.



GRA-100
GRI-125
Aluminium exterior grille.



WINDOW KIT 200
Accessory to allow DECOR-200 in a window.



Range of axial extractors with airflow rates of 230 m³/h, for connection to 150-160 mm diameter circular ducting.

All the fans are manufactured from injection moulded plastic and fitted with neon light indicator and single phase 230V-50Hz, class B motor equipped with overload thermal protection.

All the fans are class II insulation, IPX4 rated and suitable to operate with air temperature up to 40°C.



Back draft shutter

To prevent air entry and limit heat leakage when the extractor is not operating. It opens due to the pressure of the air.



All versions available with "silver" front cover.



Fans suitable to install at places between 15 and 25 m².



MODEL FEATURES

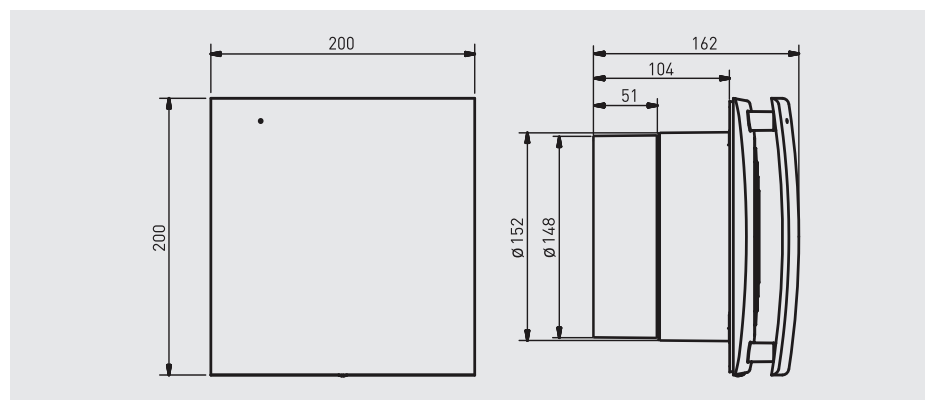
	C	CR	CH	SILVER
NEON LIGHT	•	•	•	•
BACKDRAUGHT SHUTTER	•	•	•	•
ADJUSTABLE OVER RUN TIMER		•	•	CR, CH models
ADJUSTABLE HUMIDITY SENSOR			•	CH model
"SILVER" FRONT COVER				•

TECHNICAL CHARACTERISTICS

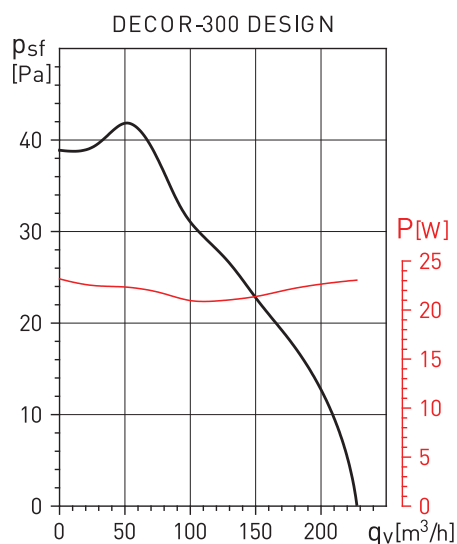
Model	Maximum absorbed power (W)	Tension (V-Hz)	Sound pressure level* (dB(A))	Maximum airflow (m³/h)	Insulation class Protection rating	Weight (kg)
DECOR-300 DESIGN	23	230-50	40	230	Class II / IPX4	1,6

* Sound pressure level measured at 3 m at free air conditions.

DIMENSIONS (mm)



PERFORMANCE CURVE



ACCESSORIES



GSA-150
Flexible aluminium ducting.



GRA-150
Aluminium exterior grille.



REB
Single phase electronic speed controllers.